

NEW WATER CONNECTION

Standard
Operating
Procedure
(SOP) for
the New
Water
Connection



Introduction

- Industry can Apply for New Water Connection, URL www.invest.mp.gov.in
- Industry can file Intention and Apply for Common Application Form (CAF) before apply for New Water Connection.

Step- 1 (Apply for Intention)

1. Please enter URL-
www.invest.mp.gov.in

2. Click on Login Button & login through Investor/Vendor/Contractor Login.

3. Enter User id & password.



Step- 2

Industry can apply for Intention from the left menu

The screenshot displays the MPIC Land Bank Application dashboard. The left sidebar menu includes options like 'Apply for CAR', 'Apply for services', 'Intention List', 'Land Bookings', 'Invoices', 'Work Orders', 'Land lease List', 'Lease Rent Bill', 'Water Bill List', 'New Water Connection', 'Mail Box', 'Expression of Interest', 'Bank Mcc', and 'Change Request List'. The 'Apply for services' option is highlighted with a red box and a red arrow.

The main dashboard area shows a summary of various application and service statistics:

- Applied Applications: 88
- Draft Applications: 11
- Pending Applications: 86
- Approved Applications: 19
- Rejected Applications: 9
- Applied Services: 0
- Draft Services: 0
- Pending Services: 0
- Approved Services: 0
- Rejected Services: 0
- Total Work Order: 0
- Pending for Acceptance: 0
- Accepted Work Orders: 0
- Rejected Work Orders: 0
- Completed Work Orders: 0
- Paid Invoice: 0
- Unpaid Invoice: 0
- Draft Invoice: 0
- Paid Receipt: 0
- Unpaid Receipt: 0

The 'INBOX' section at the bottom shows a table of pending requests:

Action	Status	Ageing	Application Number	Applied For	Plan No	Industrial Area
	Pending for Land Bank Opening	18 Days Remaining	107014212007 App. Date: 28/03/2021 10:03 PM	Land Booking	Plan no. 181	IC Area

Step- 3

Click on Add New Intention

The screenshot shows a web application interface with a blue header and a vertical sidebar on the left. The main content area features a process flow diagram at the top with four steps: 1. Intention Form, 2. Intention Approval, 3. CAF Form, and 4. Apply For Services. Below this is a section titled "Registered Intentions" containing two entries. The first entry, "Project Name: NA", shows a progress bar with four stages: Intention Submission (green checkmark), Intention Approval (green checkmark), CAF Submission (blue checkmark), and Services (grey circle). The second entry, "Project Name: big bolders", shows a similar progress bar with the first three stages in green and the last in blue. On the right side, there is a "Add New Intention" section with a red-bordered box around the "Add New Intention" button and a red arrow pointing upwards to it. The "Add New Intention" section also contains text instructions and links for user manuals.

Follow following Steps for Apply of any Kind of Services :

- 1 - Intention Form
- 2 - Intention Approval
- 3 - CAF Form
- 4 - Apply For Services

Registered Intentions

Project Name: NA
Intention Date: 08/19/2021

Project Description: - jadhkajjkdj

Intention Submission Intention Approval CAF Submission Services

Apply for CAF View Application

Project Name: big bolders
Intention Date: 08/19/2021

Project Description: - ghad k jadhk

Add New Intention

Add new intention with all basic details related to project and continue for all type of service related to industry using a Single window.

Also you can check the completed status of related service. You can Follow the links for complete detail :

- User Manual for Application Registration
- View Complete view for Application
- User Manual for CAF Registration

Add New Intention

Step- 4

1.If Industry exist within a MPIDC Industrial Area, Please select the Industrial Area & Lease Number to proceed for Intention.

2.If Industry does not exist in MPIDC Industrial Area, Please click on Apply Intention button.

SWS
M P I D C

Home / Apply for Services

Apply for Services

Industry Exist within MPIDC Industrial Area Apply for New Intention

Note : Your Intention is running in already registered Lease :

All the details should be auto filled according to your lease detail you change change/Edit details at the time of Intention creation

Select Industrial Area Name*

--Industrial Area--

Sr	#	Lease no.	Industrial Area	Plot No.	Plot size	Lease Date
Please Select Industrial Area						

Continue and add Intention detail

Step- 5

1. Enter all the details & click on save button.

The screenshot shows a web application interface for 'Add/Edit Intention Details'. The form is organized into several sections:

- Proposed site Location:**
 - Type of Land: MPDC
 - Plot Number: 41
 - District: Indore
 - Total Land Area (in SQM)*: 67.8
 - Height of Building (in Meters) *: 2
 - Total Covered Area (in SQM)*: 30
 - Pin Code: 490001
 - Industrial Area: Electronic Complex
 - Village: Sukliya
 - Total Open Area (in SQM)*: 37
- Project Details:**
 - Proposed Activity*: Manufacturing
 - Sector*: Pharmaceuticals
 - Line of Activity*: Surgical cotton (waste water < 100 KL/D)
 - Pollution Category: Orange
 - Project Description*: SURGICAL COTTON
 - Total Investment (in Cr)*: 800
 - Investment (in INR): 100 Cr to 1000 Cr
 - Is Project Finalize?: Yes (selected)
 - Project Name: COTTON
- Operational Details:**
 - Proposed Date of Operation*: 23/10/2021
 - Power Required (in KW)*: 852
 - Water (in KL/Day)*: 209
 - Employment*: 455
- About Entrepreneur:**
 - Women Entrepreneur: Yes (selected)
 - Differently Aabled: Yes (selected)
 - Minority: Yes (selected)

A 'Submit' button is located at the bottom left of the form.

Step- 6

1.Intention PDF is generated.

2.Select the check box & Proceed.

Intention to Invest Pdf

Booking PDF 1 / 2 90%

MPIDC Madhya Pradesh Industrial Development Corporation
Madhya Pradesh Industrial Development Co. Ltd.
CEDMAP BHAWAN, 16-A,
Area Hills Bhopal (Madhya Pradesh)-462001

PR2110220003

Intention to Invest Application

Application No. : PR2110220003 Date : 22 Oct 2021

To,
The Managing Director,
Subject: Regarding Intention to Invest having Application Number PR2110220003

Dear Sir/Madam,

I would like to request to please check all the mentioned details of Intention to Invest having Application Number PR2110220003, Industrial Area Electronic Complex District Indore

Proposed Site Location

Type of Land MPIDC

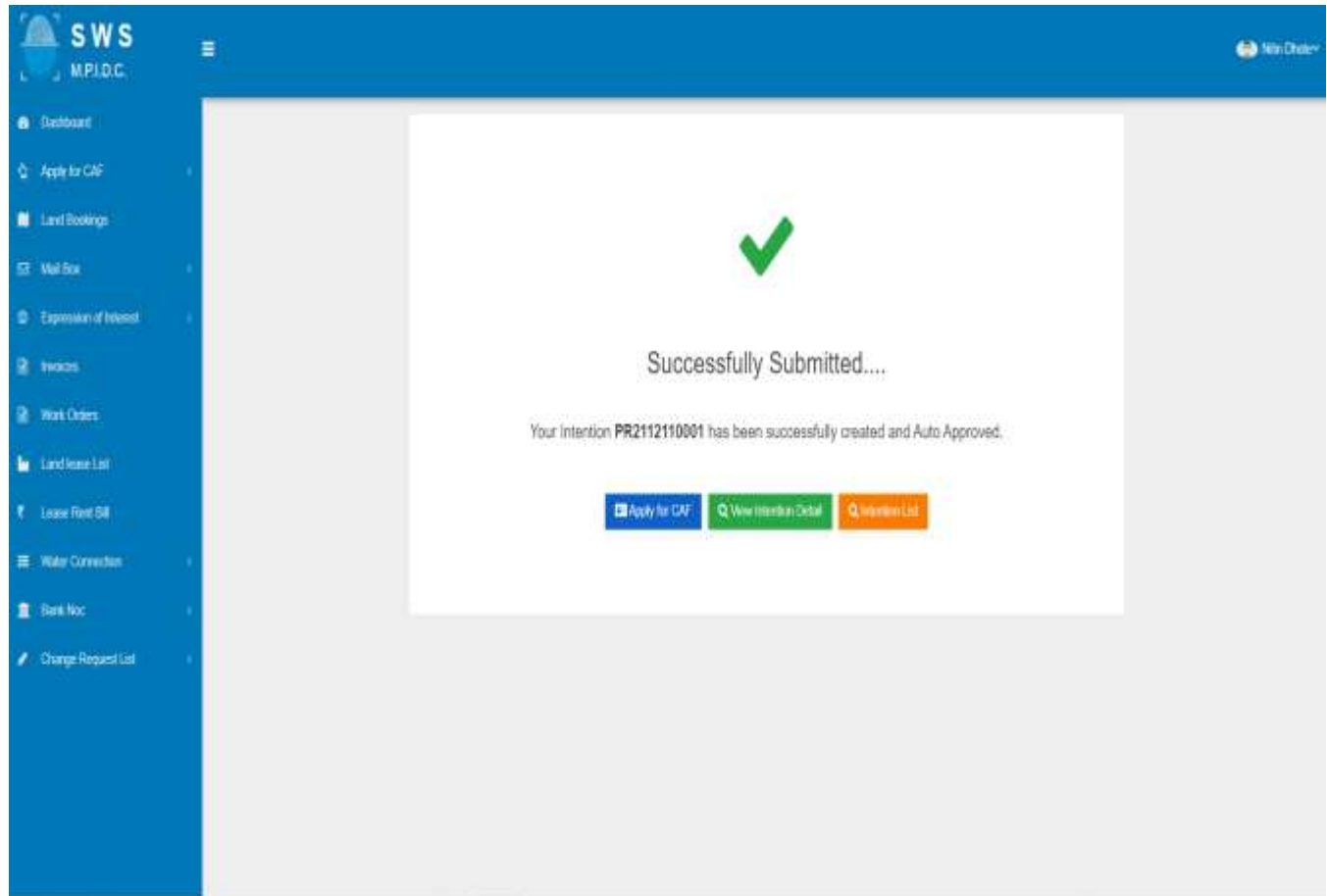
I/We further solemnly affirm that the abovementioned declaration is correct to the best of my/our knowledge and belief.

Go back Submit And Proceed For E-Sign

Step- 7

1.Intention is Auto Approved & click on Apply for CAF.

2.Industry can View Intention & Intention List



The screenshot displays the SWS M.P.I.D.C. web application interface. The left sidebar contains a navigation menu with the following items: Dashboard, Apply for CAF, Land Bookings, Mail Box, Expression of Interest, Invoices, Work Orders, Land lease List, Lease Rent Bill, Water Connection, Bank Noc, and Change Request List. The main content area shows a confirmation message: "Successfully Submitted..." with a green checkmark icon. Below the message, it states: "Your Intention PR2112110001 has been successfully created and Auto Approved." At the bottom of the message, there are three buttons: "Apply for CAF" (blue), "View Intention Detail" (green), and "Intention List" (orange). The top right corner of the application shows the user's name, "Nitin Cholekar".

Step- 8

Industry can fill CAF form.

Home / Interact / Common Application Form for Manufacturing Proposed Activity

Project Name: PR2110220003
Application Date: 22/10/2021

Organization Details | Address Detail | Contact Detail | Project Detail | Manufacturing Detail | Investment Detail

Organization Details

Unit Name: Award Group of Companies	Organization Type: COMPANY	Organization Registered Under MSME: <input checked="" type="checkbox"/> Organization Registered Under MSME
MSME Registration Number (If Yes): 54554884858	Firm Registration Number: 258KDSL2010	Registration Date: 03/03/2020
Scale of Industry: Micro	Firm PAN Number: AAAPL1234C	Firm GSTIN Number: 27AAACM390C1ZV
Website URL : http://www.cotton.com	Firm helpdesk Number : 9630587410	Firm Email ID : dhoti.nitin@gmail.com

Save & Next >>

Step- 9

Verify the
Address
details.

The screenshot displays the SWS M.P.I.D.C. web application interface. The left sidebar contains a navigation menu with the following items: Dashboard, Apply for CAF, Land Bookings, Mail Box, Expression of Interest, Invoices, Work Orders, Land Issue List, Loose Rent Bill, Water Bill List, New Water Connection, Bank Noc, and Change Request List. The main content area shows the breadcrumb path: Home > Initation > Common Application Form for Manufacturing Proposed Activity. The project details are: Project Name: PR2110220003 and Application Date: 22/10/2021. Below this, there are tabs for Organization Detail, Address Detail (selected), Contact Detail, Project Detail, Manufacturing Detail, and Investment Detail. The 'Address Detail' section is divided into two parts: 'Registered Office Address' and 'Communication Address'. Each part contains input fields for Address Line, District, City, and Pincode. The 'Registered Office Address' fields are filled with: Address Line: 6 Phase 1, Rohit Nagar Bhopal; District: Bhopal; City: Bhopal; Pincode: 462020. The 'Communication Address' fields are filled with: Address Line: 6 Phase 1, Rohit Nagar Bhopal; District: Chhatrapur; City: Bhopal; Pincode: 462020. At the bottom of the form, there are buttons for '<< Previous' and 'Save & Next >>'.

Step- 10

Enter Contact
Details.

The screenshot shows a web application interface with a blue header and a vertical sidebar on the left. The main content area displays the following information:

- Home / Intention / Common Application Form for Manufacturing Proposed Activity
- Project Name: PR2110220003
- Application Date: 22/10/2021
- Navigation tabs: Organization Details, Address Detail, **Contact Detail**, Project Detail, Manufacturing Detail, Investment Detail
- Section: Contact Information (Director/Partner/Proprietor details)
- Form fields:
 - Name: ntn
 - Designation: Managing Director
 - Date of Birth: 17/03/1960
 - Mobile Number: 7412589530
 - Email Id: dhote.ntn@gmail.com
 - Aadhaar Number (Last 4 Digit Only): 9632
- Section: Contact Information (Authorized Person Details)

Step- 11

Verify the project details.

Home > Intention > Common Application Form for Manufacturing Proposed Activity

Project Name: PR2110220003
Application Date: 23/10/2021

Organization Detail | Address Detail | Contact Detail | **Project Detail** | Manufacturing Detail | Investment Detail

Project Information

Project Name :	Proposed Activity :	Sector :
COTTON	Manufacturing	Foods, processed agricultural or marine products
Line of Activity :	Pollution Category :	Proposed Date of Operation :
Vegetable oil refineries/Hydrogenation	Red	23/10/2021
Women Entrepreneur :	Differently Abled :	Minority :
Yes	Yes	Yes

Proposed Site Location

Plot Number :	Address/Industrial Area :	
41	Electronic Complex	
District :	Tehsil :	Village/City :
Indore	Indore	Indore

Step- 12

Enter
Manufacturing
detail (in case
of Line of
Activity is
Manufacturing
)

The screenshot displays the SWS M.P.I.D.C. web application interface. The left sidebar contains a navigation menu with items such as Dashboard, Apply for CAC, Land Bookings, Mail Box, Expression of Interest, Invoices, Work Orders, Land Issue List, Lease Rent Bill, Water Bill List, New Water Connection, Bank Mx, and Change Request List. The main content area shows the 'Manufacturing Detail' tab selected for Project Name: PR2110220003, with Application Date: 23/10/2021. The 'Manufacturing Details' section is divided into three sub-sections: 'Manufacturing Details (Line of Manufacture)', 'Manufacturing Details (Raw Material Used in Process)', and 'Manufacturing Details (Production Capacity)'. Each sub-section contains a table with columns for Product Name, Quantity, Unit, and Action.

Manufacturing Details (Line of Manufacture)			
Product Name*	Quantity*	Unit*	Action*
COTTON	500	Tonnes	[+]

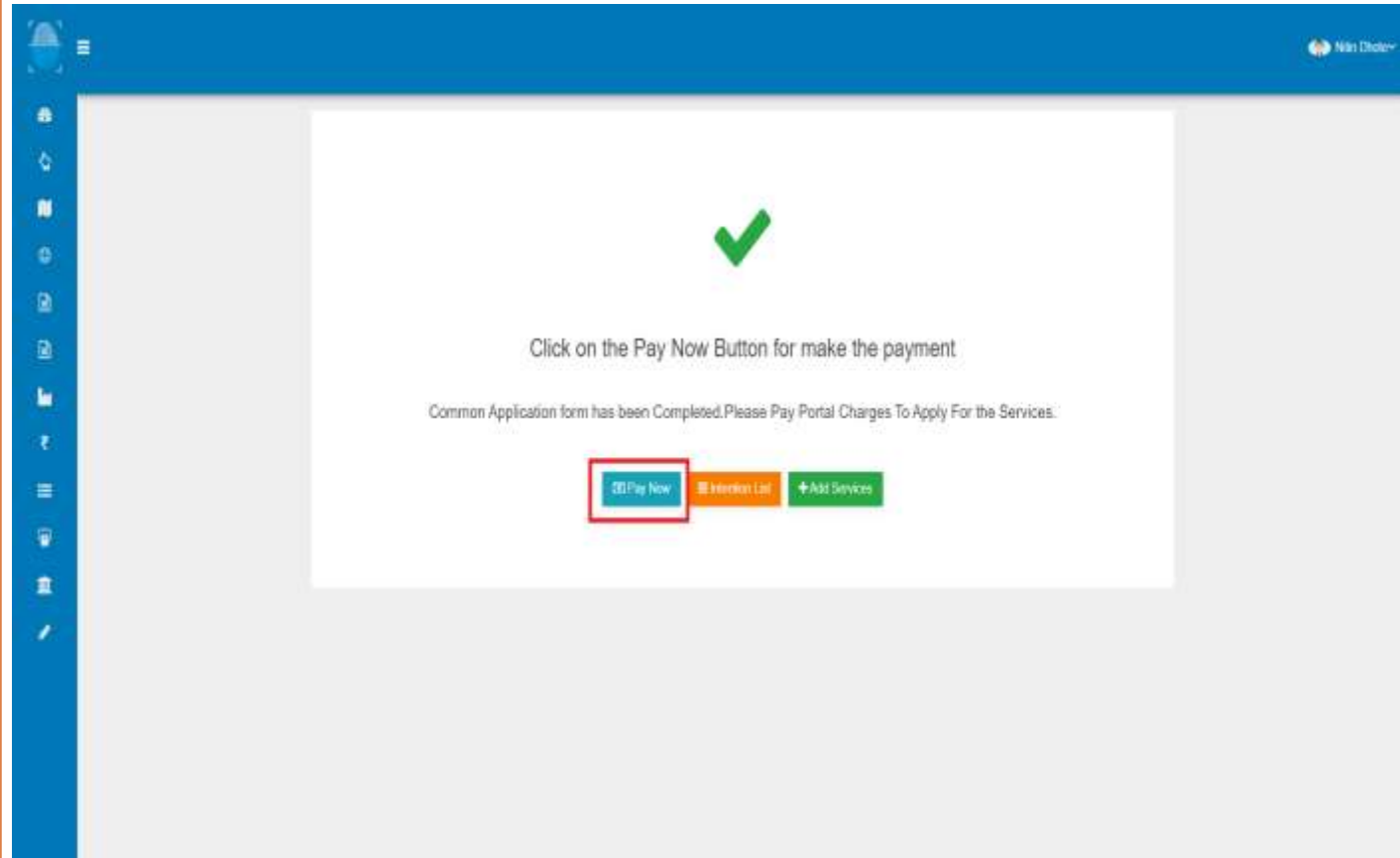
Manufacturing Details (Raw Material Used in Process)			
Items*	Quantity*	Unit*	Action*
SURGICAL COTTON	400	Tonnes	[+]

Manufacturing Details (Production Capacity)			
Production Capacity*	Unit*	Action*	

Step- 13

1. Digitally signed on CAF PDF.

2. Industry can pay portal charges which is based on Plant & Machinery cost.



Step- 14

Proceed for payment through Online & NEFT/RTGS mode.

- Intention to Invest
- Land Bookings
- Expression of Interest
- Invoices
- Work Orders
- Land lease List
- Lease Rent Bill
- Water Connection
- Intention List
- Bank Noc
- Change Request List



Madhya Pradesh Industrial Development Co. Ltd.
CEDMAP BHAWAN, 15-A,
Ayers Hill Bhopal (Madhya Pradesh)-462001

Payment Information

Payable Amount : ₹ 23,600

Invoice No: 1012202000004

Amount in words: Twenty Three Thousand Six Hundred Rupees Only

Invoice Date: 02/02/2022

#	Head Name	Amount (in INR)
1	Portal Charges	20,000
2	CGST On Portal Charges	1,800
3	SGST On Portal Charges	1,800
Payable Amount		₹ 23,600

(In Words) : Twenty Three Thousand Six Hundred Rupees Only

Select Payment Method

Online Payment Gateway (Credit card, Debit Card, NetBanking, UPI or Wallet payments)

NEFT / RTGS

Pay Now

Step- 15

1. Enter Net banking Details and Proceed.

2. Please Download system challan from NEFT/RTGS mode and proceed.

CAF-2202020016

English

Shipping Information

Shipping Address

Awz pact Group Of Companies


6 Phase 11, Rohit Nagar Bhopal

462026 Bhojpur

Bhojpur India


123456123

Payment Information

Credit Card > Card Number 

Debit Cards

Net Banking

Expiry Date Month Year CVV 

ORDER DETAILS

Order #: 22020000001201

Coupon Code [Apply](#)

Order Amount 23600.00

Total Amount INR 23600.00

CC Avenue CHECKOUT

Checkout login for registered users only.

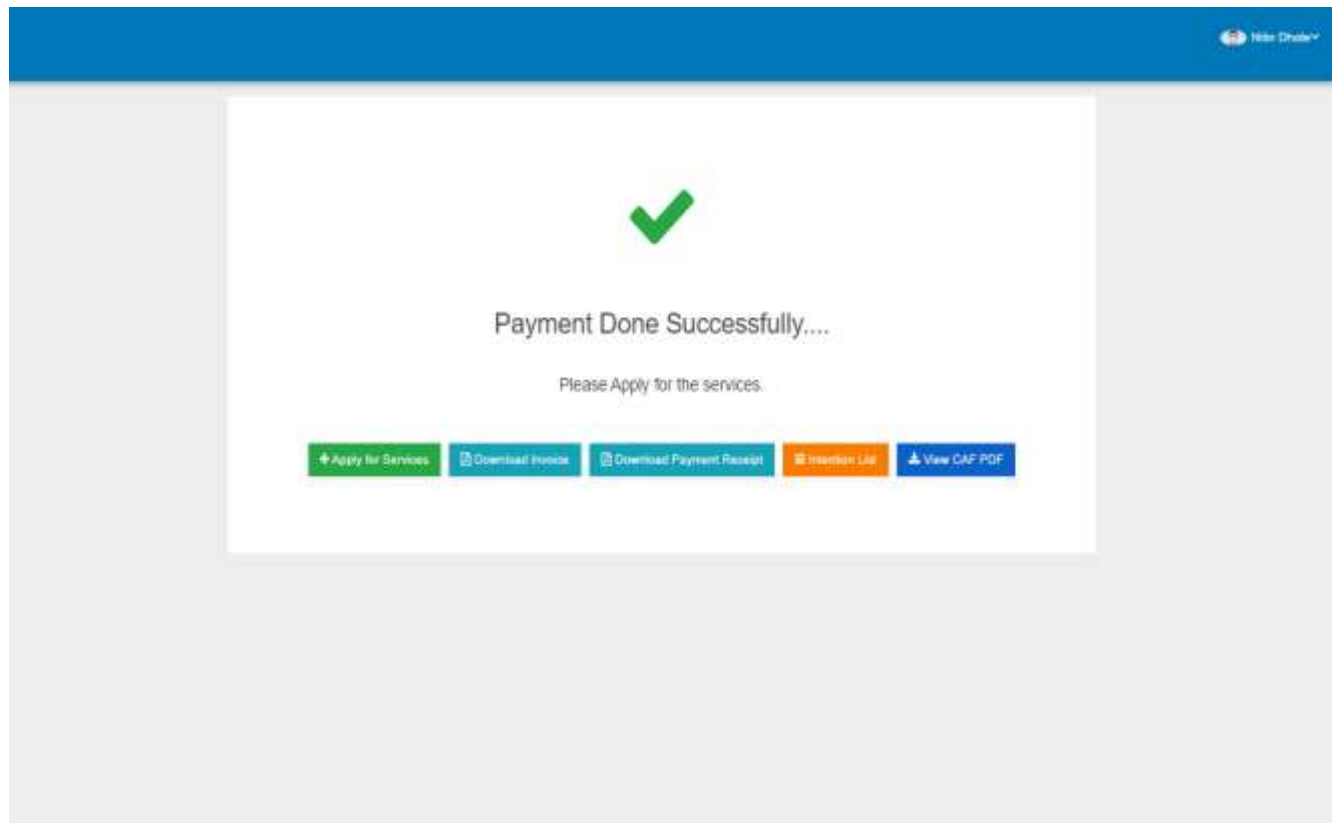
Enter Username

Enter Password

[Forgot Password?](#)

Step- 16

Please click on
apply for
service.



Step- 17

Click on Add Services

Project Name: COTTON
Application Date: 22/10/2021

INTENTION FORM → INTENTION APPROVAL → CAP FORM → ADD SERVICES

Project Details: Common Application Form **Services** Documents

Pre-Establishment Services

Sr. No.	Name of Services	Service Request No	Name of Department	Instruction	Work Flow	Payment Status	Apply	Status
Pre-Establishment Services are not added yet. To avail Pre-Establishment Services please click on Add services.								

Pre-Operational Services

Sr. No.	Name of Services	Service Request No	Name of Department	Instruction	Work Flow	Payment Status	Apply	Status
Pre-Operational Services are not added yet. To avail Pre-Operational Services please click on Add services.								


Step- 18

Select Multiple services & click on button proceed for selected services.

Intention No: MSME12201250001
Application Date:25/01/2022 View Application Detail

Pre - Establishment Services Pre-Operational Services

Sr No.	Apply	Name of Services	Name of Department	Instruction	Work Flow	Payment Status
1	<input type="checkbox"/>	Building Construction Permission in Industrial Area under MPDC/MSME/Department of Science & Technology (Rural & Urban Areas)	Department of Industrial Policy & Investment Promotion	View	View	View
2	<input type="checkbox"/>	Land Allotment	Department of Industrial Policy & Investment Promotion	View	View	View
3	<input type="checkbox"/>	Approval for New Service Connection HT(Central Discom)	Energy Department	View	View	View
4	<input type="checkbox"/>	Approval of Factory Plans/Layout	Labour Department	View	View	View
5	<input type="checkbox"/>	Consent To Establish Under Water act 1974 and Section 21 of Air act 1981 and Authorization for Hazardous and other waste(Management and Transboundary Movement) Rules,2016	Pollution Control Board	View	View	View
6	<input type="checkbox"/>	Water Connection Through Municipal Corporation	URBAN Development & Housing Department	View	View	View
7	<input type="checkbox"/>	Change of land use	Revenue Department	View	View	View
8	<input checked="" type="checkbox"/>	Allocation of Water Connection in Industrial Areas under MPDC	Department of Industrial Policy & Investment Promotion	View	View	View
9	<input type="checkbox"/>	Approval for New Service Connection HT(East & West Discom)	Energy Department	View	View	View
10	<input type="checkbox"/>	File NOC	URBAN Development & Housing Department	View	View	View

[Proceed With Selected Services](#) 

Step- 19

Click on
Apply button

The screenshot displays a web application interface for a project. At the top, the project details are shown: Project No: MSME12201290001 and Application Date: 29/01/2023. A navigation bar contains four steps: INTENTION FORM, INTENTION APPROVAL, CAR FORM, and ADD SERVICES. Below this, there are tabs for Project Details, Common Application Form, Services, and Documents. The main content area is divided into two sections: Pre-Establishment Services and Pre-Operational Services. The Pre-Establishment Services table has one row with the following data:

Sr. No.	Name of Services	Service Request No	Name of Department	Instruction	Work Flow	Payment Instruction	Apply	Status
1	Allocation of Water Connection in Industrial Areas under MPDC	SR22012000001	Department of Industrial Policy & Investment Promotion					

The 'Apply' button in the table is highlighted with a red box and a red arrow. Below the Pre-Operational Services section, a message states: "Pre-Operational Services are not added yet. To avail Pre-Operational Services please click on Add services."

Step- 20

Check the instruction & proceed.

The screenshot shows a web application interface. On the left is a blue sidebar with a menu containing items like 'Intention to Invest', 'Land Bookings', 'Expression of Interest', 'Invoices', 'Work Orders', 'Land Lease List', 'Lease Rent Bill', 'Water Connection', 'Intention List', 'Bank Noc', and 'Change Request List'. The 'Water Connection' item is highlighted. The main content area is titled 'Apply for Service Allocation of Water Connection in Industrial Areas under MPIDC'. It displays 'Service Request No - SR2201260001' and 'Department : Department of Industrial Policy & Investment Promotion'. Below this is a section for 'Instruction Details' which contains a PDF viewer showing a document titled 'Allocation of Water Connection in Industrial Area under MPIDC'. The PDF content includes a table with the following details:

Department	Department of Industrial Policy and Investment Promotion
When Approval is Required	While setting up of industrial unit in MP - for water connection in industrial area of MP-AMVNs/IDC
Minimum Eligibility	Registered firm who have land allotted in industrial area
Act/Rule	Madhya Pradesh concern AKVNo Water Allocation Rules
Validity Of Approval	Once the connection is granted, it is disconnected only when the subscriber fails to pay the due bill in time

Below the PDF viewer, there is a 'Self Declaration' note: 'Are You sure you want to apply for this service Please read all instruction and other details related to service and proceed for apply'. At the bottom of the page, there is a blue button labeled 'Apply For Service' with a red arrow pointing to it from the right.

Step- 21

1.Fill New water Connection form and click on save & next button.

Home / New Water Connection Application

Application Form - New Water Connection

Organization Details :

Lease Number* : ROL 4650

Property Type* : Select Property Type
Select Property Type
Residential
Commercial
Industrial

Unit Name : MSH. E. G LIMITED

Organization Type : Organization Type

Industrial Area : Mandideep

Plot Number : 33_30

Sector : Sector

Registered Office Address : G Phase 11, Rohit Nagar Bhopal

Correspondence Address : G Phase 1, Rohit Nagar Bhopal

Authorized User Details :

Authorized Person Name : RAMESH GUPTA

Mobile Number : 8881125107

Email Id : sun&kataria@vjplivara.com

Save & Next

Step- 22

Upload all the document.

Home / New Water Connection Application

APPLICATION FORM - NEW WATER CONNECTION

Document Details

S. No	File Name	Choose File
1.	PAN Card*	<input type="button" value="Choose File"/> No file chosen
2.	Project Report*	<input type="button" value="Choose File"/> No file chosen
3.	Address of Applicant*	<input type="button" value="Choose File"/> No file chosen
4.	Copy of Registered Deed*	<input type="button" value="Choose File"/> No file chosen
5.	Possession Letter*	<input type="button" value="Choose File"/> No file chosen

Step- 23

Enter Water requirement & Submit.

Home : New Water Connection Application

APPLICATION FORM - NEW WATER CONNECTION

Water Requirement Details

Water Requirement* : Liter per day (Minimum)

[Get Fee Details](#)

Application Fees* : <small>** Non Refundable</small>	CGST on Application Fees : <small>** Non Refundable</small>	SGST on Application Fees : <small>** Non Refundable</small>
<input type="text" value="0.0"/>	<input type="text" value="0.0"/>	<input type="text" value="0.0"/>
Water Connection Fees *	CGST on Water Connection Fees : <small>** Non Refundable</small>	SGST on Water Connection Fees : <small>** Non Refundable</small>
<input type="text" value="1200"/>	<input type="text" value="108"/>	<input type="text" value="108"/>
Security Deposit:	Total Amount:	
<input type="text" value="18000"/>	<input type="text" value="19416"/>	

[Reset](#) [Submit](#)

Step- 24

Please check the Application PDF & proceed for esign.

The screenshot shows a web application interface for a 'New Water Connection Application'. The page is displayed in a browser window with a blue sidebar on the left containing various navigation icons. The main content area is divided into two sections: a thumbnail view of the application PDF on the left and a detailed view of the application on the right. The detailed view includes the MPDC logo, application details, and a table of organization details.

MPDC
MP INDUSTRIAL DEVELOPMENT CORPORATION LTD.

New Water Connection Application

Application No.: WCBH123C0001 Date: 26/10/2021

To
Executive Director
Dhapat,
MPDC

Subject: New Water Connection Application for Plot Number 11, 12 in Madhupur.

Dear Sir/Madam,

I request you to provide New Water Connection for Plot No. 11, 12 in Madhupur, Raipur.

Details given below:

Organization Details	
1. User Name	MS E. G LIMITED
2. Organization type	---
3. Regional Office	Dhapat
4. Industrial Area	Madhupur

Navigation buttons: « Go back (left) and Proceed for E-Sign » (right, highlighted with a red box and arrow).

Step- 25

1. Industry can check the water connection fees details as per head wise.

2. Industry can make the payment through online (credit/debit/net banking) or NEFT/RTGS mode.

Invoice

MIDC
Maharashtra Industrial Development Corporation
Mudrya Pradesh Industrial Development Co. Ltd.
CEDMAP DHAWAN, 1E-A,
Ambra Hills, Bhopad (Mahara Pradesh)-462001

Receipt No : **1042110000102**
Receipt Date : 26/01/2022

Payment Information

Payable Amount : ₹ 19416
Amount in words: Nineteen Thousand Four Hundred Sixteen Rupees Only

#	Head Name	Amount (in INR)
1.	Application Processing Fees (Tax Refundable)	0
2.	CGST on Application Fees @9%	0
3.	SGST on Application Fees @9%	0
4.	Water Connection Fees	1200
5.	CGST on Water Connection Fees @9%	108
6.	SGST on Water Connection Fees @9%	108
7.	Security Deposit Amount	16,000
Payable Amount		₹ 19416
		(In Words) Nineteen Thousand Four Hundred Sixteen Rupees Only

Select Payment Method

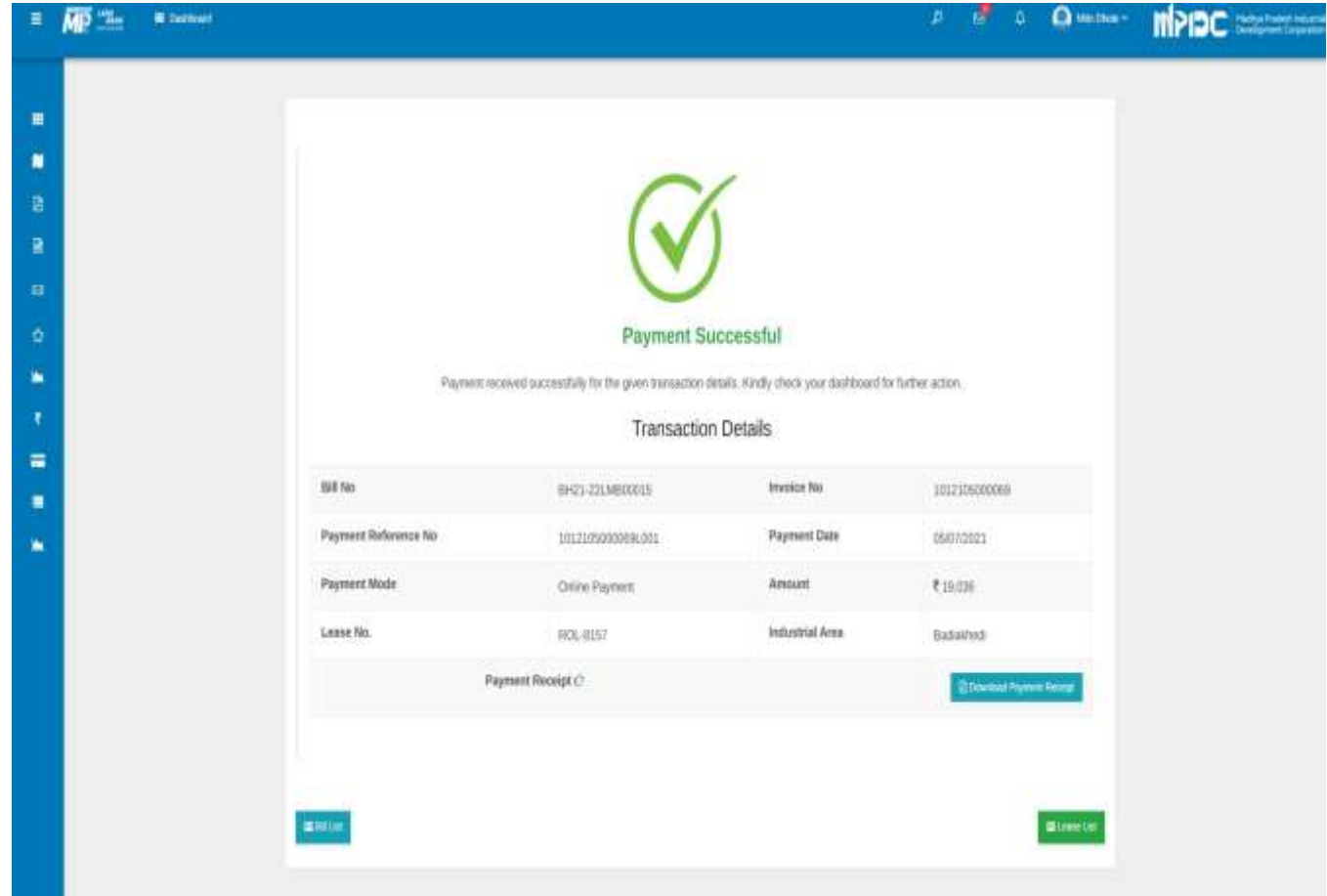
Online Payment Gateway (Credit card, Debit Card, Netbanking, UPI or Wallet payments)

NEFT / RTGS

Pay Now

Step- 26

1. After payment has been successfully completed, industry can download the receipt & invoice of the building permission.



The screenshot displays the MPDC (Madhya Pradesh Industrial Development Corporation) portal interface. At the top, there is a blue header with the MPDC logo and navigation icons. The main content area features a large green checkmark icon and the text "Payment Successful". Below this, a message states: "Payment received successfully for the given transaction details. Kindly check your dashboard for further action." The "Transaction Details" section is presented in a table format:

Field	Value	Field	Value
Bill No	BH21-221MBDC015	Invoice No	1012105000069
Payment Reference No	1012109000069/001	Payment Date	05/07/2021
Payment Mode	Online Payment	Amount	₹ 19,036
Lease No.	POL-8157	Industrial Area	Badlikhadi

Below the table, there is a "Payment Receipt" section with a "Download Payment Receipt" button. At the bottom of the page, there are two buttons: "No List" and "Leave Call".

Step- 27

Industry can check the status of New Water connection from application status page.

The screenshot displays a web interface for checking the status of a New Water connection application. The page title is "Application No: WCRBHZ201260001" with a sub-header "Application Date: 29/01/2022". A status indicator in the top right corner shows "Status: Pending to Approve".

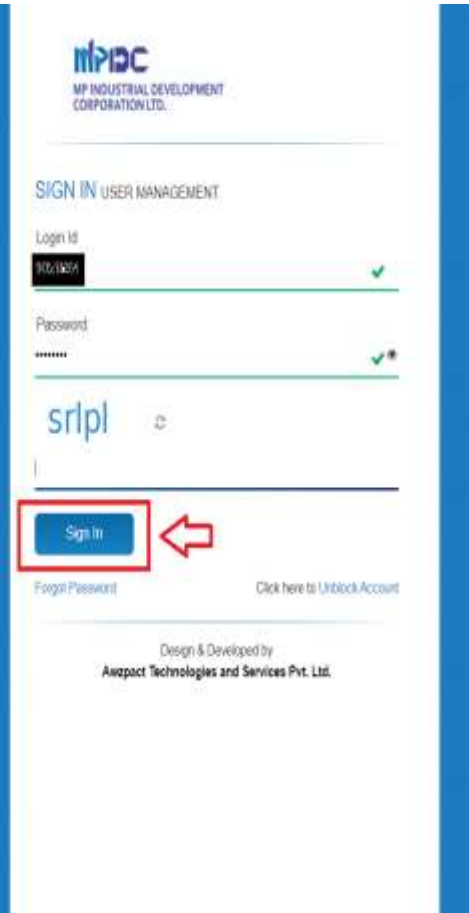
The main content area is divided into four sections, each with a green checkmark icon on the left:

- Application Filing:** Date: 29/01/2022. Includes fields for "Plot No : 31, 32", "Industrial Area : Mandideep", and "Application Status : Application Fees-Completed". A "Download Application" button is present.
- eSign:** Date: 29/01/2022. Includes "Signing Authority : Nish Chitre" and "eSign Status : Complete". A "Download Application" button is present.
- Payment:** Date: 29/01/2022 12:08:48. Includes "Total Amount: ₹ 19416" and "Payment Status: Paid". Buttons for "Download Invoice" and "Download Payment Receipt" are present.
- Number of Applications:** Date: [blank]. Includes "Signed By:" and "Document Type: PDF".

A blue sidebar on the left contains navigation icons for home, search, application status, application view, documents, and other functions.

Step- 28 (Approving Authority)

Approving Authority can login through Prayas.



Step- 29 (Approving Authority)

Switch to
WBM

PRAYAS
M.P.I.D.C.

Switch To
M.P.I.D.C.
M.P. INDUSTRIAL DEVELOPMENT CORPORATION LTD.

> WBM

User Details(1041105)
Your record has been successfully verified by **Super Administrator**, Please verify your own details and in case of any concern please do contact the verification authority for needful corrections.

Personal Details Official Details Office Location Details Bank Detail Salary Details Permission Management

Full Name	Rajni Jan	Full Name (in Hindi)	राजनि जैन
D.O.B	30/09/1999	E-Mail Id	rajniamitgwl@gmail.com
Mobile No.	8889348320	Category	General
PAN Card No.	ABQP1825G	Gender	Female
Address	Behind Laxmi Hotel, SHINDE KI CHAWAN, GWALIOR, MADHYA PRADESH		

Previous Next >>

Step- 29 (Approving Authority)

Please click on Application Number to take action on New Water Connection Application.

The screenshot displays the NIPCC dashboard with four main widgets: Water Connection-Application, Water Connection, Meter Reading (Current Month), and Current Month Bill Generation. The 'Water Connection-Application' widget is highlighted with a red box. Below the widgets, a table lists water connection applications. The first row's 'Application No.' is highlighted in red, and a red arrow points to it.

#	Status	Date of Application	Application No.	Plot Number	Industrial Area	Unit Name	Authorized Person	Regional Office
1	Pending For Approval	200112021	WCRBH2201120001	31 - 32	Manddrey	MS H E G LIMITED	RAMESH GUPTA	Bhopal
2	Complete	220112021	WCRBH2201120004	14 - 15	Bagnoli	MS M S Associates	Manish Sharma	Bhopal
3	Complete	220112021	WCRBH2201120001	14 - 15	Bagnoli	MS M S Associates	Manish Sharma	Bhopal
4	Complete	210112021	WCRBH2201120000	14 - 15	Bagnoli	MS M S Associates	Manish Sharma	Bhopal
5	Complete	200112021	WCRBH2201120001	296 A	Pehangur-1 & 2	A K Industries	A K Industries	Indore
6	Complete	200112021	WCRBH2201120000	13	Bagnoli	Estech And Solutions	Shajibh Tiwar	Bhopal
7	Complete	200112021	WCRBH2201120001	33 B	Bulathedi	MS Saneeksha Food Product	Akshay Upadhyay	Bhopal

Step- 30 (Approving Authority)

Click on View Application

The screenshot displays a vertical list of application steps, each with a status indicator on the left and a 'Download Application' button on the right. The steps are:

- Application Filing** (Date: 26/02/2022): Status is 'Application Form Completed'. Button: Download Application.
- Sign** (Date: 26/02/2022): Status is 'Completed'. Button: Download Application.
- Payment** (Date: 26/02/2022 12:35:46): Total Amount: ₹ 29416. Payment Status: Paid. Buttons: Download Invoice, Download Payment Receipt.
- Authority of Applicant** (Date:): Status is 'Signed By:'. Document Type: PDF. Button: View Application (highlighted with a red box and a red arrow).
- Download NDA Agreement** (Date:): Button: Download NDA Agreement.
- Download Credit Assessment** (Date:): Button: Download Credit Assessment.

Step- 31 (Approving Authority)

Take action either accept or reject the application, in case of rejection please mention remark & submit.

1

2

MIPDC
MP INDUSTRIAL DEVELOPMENT CORPORATION LTD.

Madhya Pradesh Industrial Development Corporation Ltd
CEZIMAP BHAWAN, 16-A,
Azara Hada Bhopal (Madhya Pradesh)-462001
GSTIN No. - 23AAFC9600H1121
WCR0220 (20081)

New Water Connection Application

Application No.: WCR0220 (20081) Date: 24/01/2023

To
Executive Director
Bhopal,
MPIDC

Subject : New Water Connection Application for Plot Number 11, 12 at Mandikrup.

Dear Sir Madam,

I/ We request you to provide New Water Connection for Plot No. 11, 12 in Mandikrup, Bhopal.

Details given below:

Organization Details

1. Unit Name: M/S H. E. G. LIMITED

Action :

Select Action

Select Action
Approve Application
Reject Application

Continue

Step- 32 (Approving Authority)

Proceed for
esign

The screenshot displays a web interface for a 'New Water Connection Application'. The document shown is an 'APPEAL LETTER' from MP Industrial Development Corporation Ltd. The letter is dated 26/01/2022 and is addressed to the investor named 'Eshwar'. The subject of the letter is a 'New Water Connection Application for Plot Number H_22 at Mandlayp District Bypass has been Accepted'. The letter references the application date as 26 Jun 2021. The document is presented in a viewer with a left-hand navigation pane showing two thumbnails, the first of which is labeled '1' and the second '2'. The 'APPEAL LETTER' title is highlighted with a red box. The document content includes the MPIDC logo, company name, address (Aruna Hills Bhogal, Mandlayp District), GSTIN, and a barcode with the number WCRH12121290221.

<< Go back

Proceed for E-Sign >>

Step- 33 (Approving Authority)

1. User can download the water agreement format.

2. After execution of agreement Approving authority can upload the agreement.

The screenshot displays a list of water agreement records. Each record includes a status indicator (e.g., 'eSign', 'Payment', 'Execution of Agreement'), a date, and various details. The 'Download Draft Agreement' button in the third record is highlighted with a red box and a red arrow pointing to it.

Status	Date	Details	Actions
eSign	20/10/2022	Signing Authority : Nilesh Dhoke eSign Status : Completed	Download Application
Payment	20/10/2022 12:04:49	Total Amount: ₹ 10410 Payment Status: Not	Download Invoice Download Payment Receipt
Execution of Agreement	20/10/2022	Status: Approved Signed Date: 20/10/2022 Signed By: Super Administrator Document Type: PDF	Download Application
Execution of Water Agreement	20/10/2022	Agreement Date: 20/10/2022 Document Type: PDF	Download Draft Agreement
Execution of Water Agreement		Execution of Water Agreement By: Execution of Water Agreement Date:	Execution of Water Agreement Form

Step- 34 (Approving Authority)

Click on the
button

The screenshot displays a list of documents in a web application. A vertical sidebar on the left contains a series of status indicators: a green circle with a checkmark, a green circle with a checkmark, a green circle with a checkmark, a green circle with a checkmark, and a blue circle with an exclamation mark. The main content area shows five document entries, each with a title, date, and status. The first entry is 'Water Agreement' with status 'Completed' and a 'Download Application' button. The second entry is 'Water Agreement' with status 'Not' and buttons for 'Download Invoice' and 'Download Payment Receipt'. The third entry is 'Execution of Agreement' with status 'Approved' and a 'Download Application' button. The fourth entry is 'Execution of Water Agreement' with status 'Not' and a 'Download Debt Agreement' button. The fifth entry is 'Execution of Water Agreement' with status 'Not' and a button labeled 'Execution of Water Agreement Form', which is highlighted with a red box and a red arrow pointing to it.

Document Title	Date	Status	Action Buttons
Water Agreement	25/01/2022	Completed	Download Application
Water Agreement	25/01/2022 12:16:44	Not	Download Invoice, Download Payment Receipt
Execution of Agreement	25/01/2022	Approved	Download Application
Execution of Water Agreement	25/01/2022	Not	Download Debt Agreement
Execution of Water Agreement	25/01/2022	Not	Execution of Water Agreement Form

Step- 35 (Approving Authority)

Enter details
& upload the
agreement.

The screenshot shows a web application interface for 'Execution of Agreement'. The page title is 'Execution of Agreement'. Below the title, the 'Application No.' is 'WCRBHQ20190001'. The form contains four input fields: 'Agreement Number' with the value 'EX5067', 'Date of Execution of Agreement' with the value '25-11-2022', 'Water Agreement Rate (in Rs)' with the value '788', and 'Upload Executed Agreement' with a 'Choose File' button. A 'Save' button is located at the bottom right of the form. The interface includes a blue header with the MPDC logo and a left sidebar with navigation icons.

Step- 36 (Approving Authority)

1.Download the executed water agreement PDF.

2.To issue sanction letter please click on the button

The screenshot displays a list of records in a web application. The records are organized into rows, each with a status indicator on the left and a title on the right. The first two rows have green checkmarks, indicating they are approved. The third row has a blue exclamation mark, indicating a warning or pending action. The fourth row has a red box around two buttons: 'Sanction Order Form' and 'Download Sanction Order', with a red arrow pointing to them. The fifth row has a grey exclamation mark, indicating a warning or pending action.

Status	Record Title	Action
✓	Agreement	
✓	Agreement	Download Executed Agreement
!	Execution of Water Agreement	Download Agreement
!	Sanction Order Form	Sanction Order Form, Download Sanction Order
!	Meter Connected	

Step- 37 (Approving Authority)

Enter details
& save

The screenshot displays the 'Sanction Order' form in the MIPDC system. The form includes the following fields and elements:

- Sanction Order**: Title of the form.
- Application No. :** WCRBH200290001
- Engineer Name ***: A dropdown menu with a red box around it. The dropdown is open, showing the following options:
 - Executive Engineer
 - Assistant Engineer
 - Abhishek Kumar Singh Singar (Executive Engineer (C-1))
 - Sandeep Singh Thakur (Executive Engineer (C-2))
 - Vinod Kumar Gupta (Executive Engineer (C-1))
- Water connection of size (in mtr) :** A text input field with a red box around it, containing the value 'Water Agreement: Pace (in Amt)'. A red arrow points to this field.
- Submit**: A green button with a red arrow pointing to it.

Step- 38 (Approving Authority)

Proceed for
esign on the
sanction letter.

SANCTION ORDER OF WATER CONNECTION

MPDC
MP INDUSTRIAL DEVELOPMENT CORPORATION LTD.

Water Products Industrial Development Corporation Ltd.
C/228AF BIRWARA, M.A.,
Area: 10th, Bhandi Malviya Park-II-NDM
W.C.No.02/21/2020A

SANCTION ORDER OF WATER CONNECTION

To:
M/S H. E. LIMITED

Regd:

Subject: Regarding Water connection to M/S H. E. LIMITED

Dear Sir/Madam,

Details of Payments deposited on 24/11/2022 except no. BY/WC/20888/02 by M/S H. E. LIMITED for Water Connection at Plot Number: 11, 11, Sector: ---, Industrial Area Bhandi Malviya are as follows:

S.No	Particulars	Amount in (Rs)
1	Application Fee	0
2	CGST on Application Fee (0%)	0
3	SGST on Application Fee (0%)	0
4	Water Connection Fee	1200
5	CGST on Water Connection Fee (0%)	108
6	SGST on Water Connection Fee (0%)	108

← Go back

➔ Proceed for E-Sign ➔

Step- 39 (Approving Authority)

Approving Authority can download the sanction letter & same also available at Industry end.

To enter meter details please click on meter details button

The screenshot displays a web application interface for water connection management. On the left, a vertical timeline shows the status of various actions: successful (green checkmarks), warning (blue exclamation mark), and pending (grey downward arrow). The main content area lists five key events, each with associated details and a download button:

- Download Water Agreement:** Agreement Date: 26/01/2022, Document Type: PDF. Button: Download Draft Agreement.
- Execution of Water Agreement:** Execution of Water Agreement By: Super Administrator, Execution of Water Agreement Date: 26/01/2022 12:00 AM. Button: Download Agreement.
- Sanction Order Upload:** Sanction letter Upload By: Sabyasir Singh Therasa, Sanction Order Date: 26/01/2022 02:28 PM. Button: Download Sanction Order.
- Meter connection info:** Meter Installed By: [blank], Installation Date: [blank], Meter connection Date: [blank]. Buttons: View Meter Connection Form, Download Meter Info.
- Application Status:** Application for connection is rejected of Water Connection no.

Step- 40 (Approving Authority)

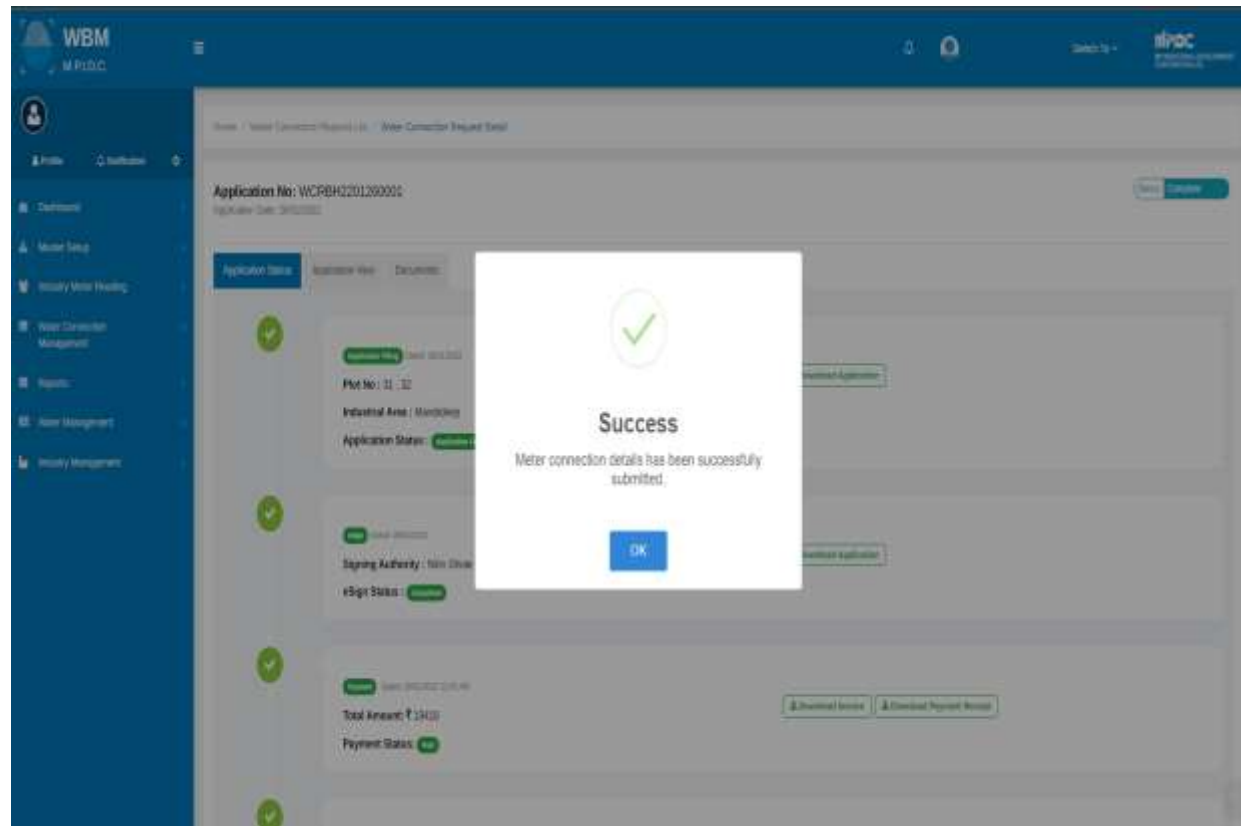
Enter all the details & save

The screenshot shows a web application interface for 'MPDC Meter Connection'. The page title is 'Meter Connection'. The application number is 'WCRHG201200001'. The form contains the following fields and controls:

- Meter Company Name:** A text input field containing 'Apex' with a red arrow pointing to it.
- Date of Installation:** A date picker field showing '09-01-2023' with a red arrow pointing to it.
- Initial Reading:** A text input field containing '00' with a red arrow pointing to it.
- Upload Image of Meter:** A file upload field with a 'Choose File' button and a file name 'c:\path\img.jpg'. A red arrow points to the 'Choose File' button.
- Is Connection Properly Filled:** Radio buttons for 'Yes' (selected) and 'No'.
- Buttons:** An orange 'Home' button at the bottom left and a green 'Save' button at the bottom right, which is highlighted with a red box and a red arrow pointing to it.

Step- 41 (Approving Authority)

Connection
has been
served.



The screenshot displays the WBM (Water Billing Management) portal interface. The header includes the WBM logo and the user's name, M. P. D. C. The main content area shows a list of applications with columns for Application Status, Application No., and Date. A modal window is overlaid on the screen, displaying a green checkmark icon and the text "Success" followed by "Meter connection details has been successfully submitted." and an "OK" button. The background application list includes details such as Application No. WCRBHQ2012000001, Plot No. 11-12, Industrial Area / Mandi, and Total Amount ₹ 19400.

Step- 42 (Approving Authority)

User can download the document from document section

Home / Water Connection Request List / Water Connection Request Detail

Application No: WCRBH2201260001
Application Date: 2022/03/22

Application Status: Application View **Documents**

My Documents:

Sr. No.	Document Name	Document Type	View/Download
1.	Plan Card Details	PDF	View Plan Card Download Plan Card
2.	Project Report	PDF	View Project Report Download Project Report
3.	Address Details	PDF	View Address Details Download Address Details
4.	Copy of Registered Deed	PDF	View Registered Deed Download Registered Deed
5.	Possession Letter	PDF	View Possession Letter Download Possession Letter
6.	Application	PDF	View Application Download Application
7.	Invoice	PDF	View Invoice Download Invoice
8.	Payment Receipt	PDF	View Payment Receipt Download Payment Receipt
9.	Approval Application	PDF	View Approval Application Download Approval Application
10.	Water Agreement Application	PDF	View Water Agreement Download Water Agreement
11.	Execution of Agreement	PDF	View Agreement Download Agreement
12.	Sanction Order Details	PDF	View Sanction Order Details Download Sanction Order Details



THANK YOU