

ODOP BUSINESS DIRECTORY



DOWNLOAD

एक जिला
एक उत्पाद

Districts
as Export Hubs

मध्यप्रदेश

3rd Edition (up to 2024)



विदेश व्यापार महानिदेशालय
DIRECTORATE GENERAL OF
FOREIGN TRADE



भारत सरकार



मध्यप्रदेश शासन

MPDC
M P Industrial
Development Corporation Ltd.



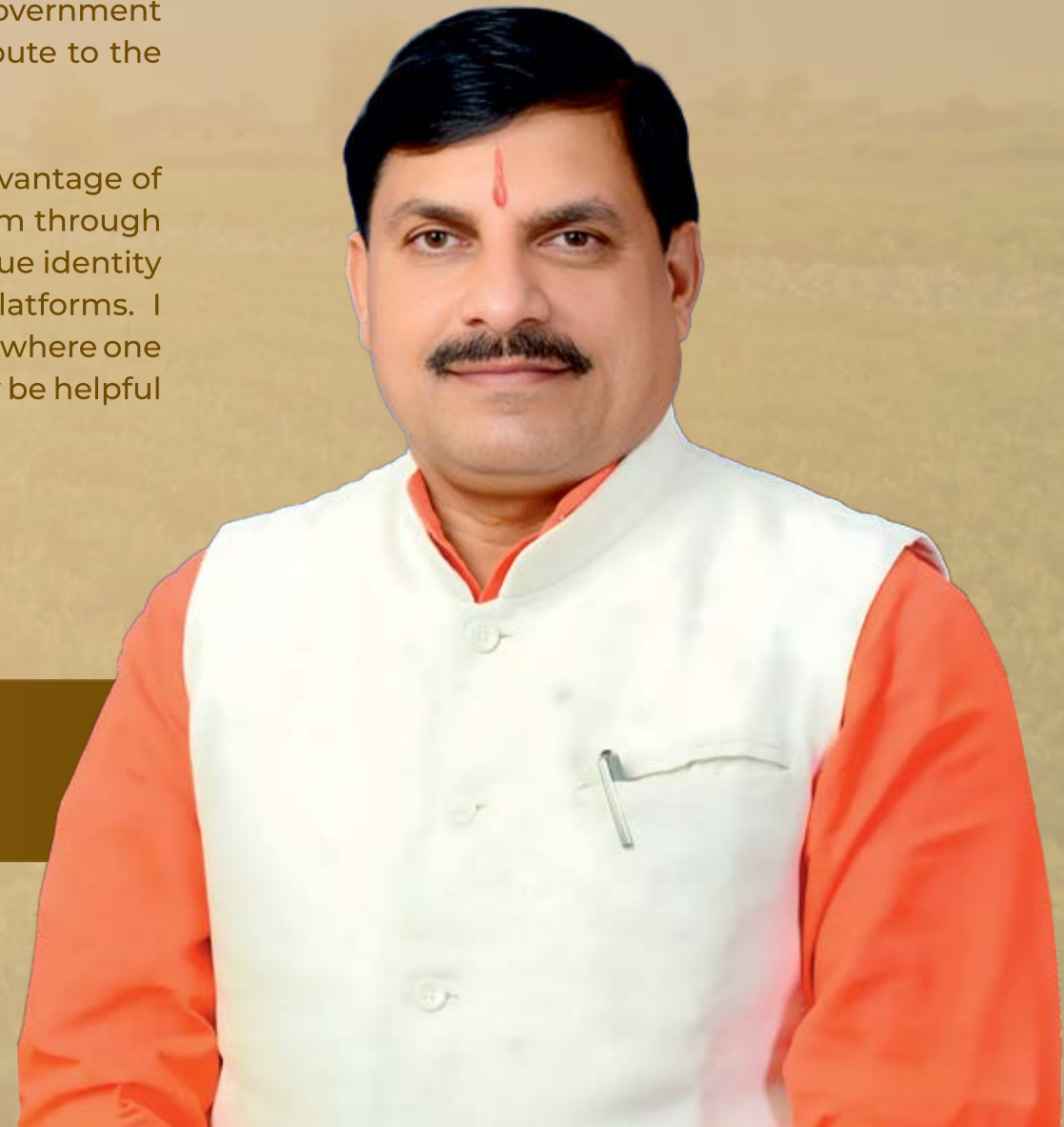
1.3 billion Indians have embarked on one mission- to make an 'Aatmanirbhar Bharat' or self-reliant India. 'Aatmanirbhar Bharat' merges the local with the global. It ensures India's strengths act as a global force multiplier. Time and again, India has shown that our goal is global good

NARENDRA MODI
Prime Minister Of India

The ODOP initiative is a testament to our commitment to harnessing the unique strengths and potential of each district in Madhya Pradesh. By identifying a signature product that encapsulates the essence of our local craftsmanship and heritage, we aim to not only boost economic growth but also create sustainable livelihoods for our entrepreneurs. This initiative aligns with our vision Hon'ble Prime Minister for 'Vocal for Local'. I call upon all stakeholders – local entrepreneurs, artisans, government officials, and community leaders – to collaborate and contribute to the success of the ODOP initiative.

I urge our talented artisans and entrepreneurs to take full advantage of the support and resources that will be made available to them through this initiative. Let us work hand in hand to showcase the unique identity of Madhya Pradesh on both national and international platforms. I congratulate DIPIP for the initiative to make ODOP to the level where one small entrepreneur can do the exports. This book will certainly be helpful to all those entrepreneurs who want to start their exports.

DR. MOHAN YADAV
Chief Minister of Madhya Pradesh





Shri Raghvendra Kumar Singh, IAS

Principal Secretary, DIPIP

The Department of Industrial Policy and Investment Promotion (DIPIP) is working for promotion of ODOP and their exports. To implement the vision of Hon'ble Chief Minister, the department has constituted a dedicated ODOP and Export Cell under MP Industrial Development Corporation (MPIDC) in 2022. The department organised Global Investor Summit in Madhya Pradesh in 2023 where the department has done an extensive job for the promotion of ODOP products through exhibitions and Buyer Seller Meet. More than 7000 ODOP gifts have been distributed to our distinguished guests. The event has brought Desired results.

The department also became part of the 'Exporters' Conclave' organised in all 52 districts in 2023. The department targets to double exports within 3 years, which cannot be achieved without outstanding performance of ODOP exports.

To continue similar branding measures, this brochure is a first-of-its-kind exercise that brought all ODOP in one book format with all market-related analyses with pictorial graphics. I also welcome suggestions to improve this brochure.



Shri Chandramauli Shukla, IAS

Managing Director,
MP Industrial Development Corporation

MPIDC has created a separate dedicated ODOP cell and Export Cell to promote ODOP as well as their export in 2022 itself. The cell is equipped with a separate PMU and dedicated budget. In each district, the District Export Promotion Committee was formed and MPIDC is an ex-officio member of the committee. As the prime responsibility, MPIDC has been the part of selection of ODOP as well export-related products for the districts. The cell has done extensive exercises of data mining, and analysis and has done stakeholder consultations at ground level. Through this exercise, the cell has now come up with the first-ever ODOP brochure.

The brochure contains a description of ODOP data related to exports from India imports to India top importers in the world and top exporters in the world. SWOT analysis contains strengths, weaknesses, opportunities, and threats of every product.

I hope the brochure will help the producers to know the market scenario of the world in terms of imports and exports; the buyers to know the strengths and opportunities of ODOP and people in general to get preliminary knowledge about ODOP.

Table of Contents

S.No.	Product	Page No.	S.No.	Product	Page No.	S.No.	Product	Page No.
1	How to Become an Exporter?	1	21	Ginger/Adrak	55	41	Wooden Furniture	101
2	Exports from Madhya Pradesh	7	22	Gooseberry/Amla	58	42	Wooden Toys 	103
3	Special Economic Zones	12	23	Guava/Amarood	60	43	Zari Zardozi	105
4	Geographical Indications(GI)	16	24	Jaggery/Gud	62	44	ODOP Activities	107
8	ODOP District wise list	17	25	Kadaknath Chicken 	64			
6	Bagh Prints 	19	26	Katni Stone	66			
7	Bamboo	21	27	Kodo Kudki	68			
8	Banana/Kela	24	28	Mahua	70			
9	Basmati Rice	26	29	Mustard/Sarso	72			
10	Batik print 	28	30	Onion/Pyaz	75			
11	Carpet/Panj Dari 	30	31	Oranges/Santra	78			
12	Chanderi Handloom 	32	32	Peas/Matar	80			
13	Chickpea/Desi Chana	34	33	Pigeon pea/Toor Dal	82			
14	Chilli/Mirchi	36	34	Potato/Aloo	84			
15	Chinnor Rice 	39	35	Ratlami Namkeen 	87			
16	Cloth Jacket	41	36	Sandstone Tiles	89			
17	Coriander/Dhaniya	44	37	Teak	91			
18	Custard Apple/Sitafal	47	38	Tomato	94			
19	Farm Equipment	49	39	Tourism-Narmadapuram	97			
20	Garlic/Lahsun	52	40	Turmeric/Haldi	99			

How To Become an Exporter ?

Frequently Asked Question(FAQ)

1. एक्सपोर्ट करने के लिए कौन सा लाइसेंस चाहिए? IEC क्या होता है?

एक्सपोर्ट करने के लिए किसी भी प्रकार के लाइसेंस की आवश्यकता नहीं होती है। वर्ष 1991 के बाद एक्सपोर्ट करने हेतु समस्त प्रकार के लाइसेंसों को निरस्त किया जा चुका है। एक्सपोर्ट करने के लिए डीजीएफटी में मात्र एक रजिस्ट्रेशन की आवश्यकता होती है जिसे इंपोर्टर एक्सपोर्टर कोड अर्थात IEC कहा जाता है। IEC रजिस्ट्रेशन प्राप्त करने के लिए पैन कार्ड, बैंक अकाउंट, आधार कार्ड एवं राशि रु. 500 फीस के रूप में जमा करना होता है। IEC रजिस्ट्रेशन प्राप्त करने हेतु dgft.gov.in वेबसाइट पर ऑनलाइन आवेदन किया जा सकता है। लेख है कि IEC रजिस्ट्रेशन प्राप्त करने के लिये भारत का प्रत्येक नागरिक, व्यापारिक संस्था जिसके पास पैन कार्ड उपलब्ध है वह आवेदन कर सकता है।

2. एक्सपोर्ट करने के लिए कौन सी बातें ध्यान में रखनी चाहिए?

एक्सपोर्ट करना एक व्यावसायिक प्रक्रिया है, जिसमें एक्सपोर्टर्स और उनके बायर्स के बीच एक व्यापारिक रिलेशन होते हैं। बायर कैसे ढूंढा जाए, बायर को कौन सी प्रोडक्ट बेची जाए, कौन से भाव पर बेची जाए, कैसे बेची जाए, बायर के पास प्रोडक्ट कैसे भिजवाई जाए, प्रोडक्ट की क्वालिटी और क्वांटिटी कैसी होनी चाहिए, यह सारे व्यापारिक निर्णय होते हैं, जिसमें सरकार का कोई हस्तक्षेप नहीं होता है। एक्सपोर्टर किसी भी देश का किसी भी बायर्स के साथ कानूनी रूप से व्यवसाय करने के लिये पात्र होता है।

3. एक्सपोर्ट के लिए सरकार क्या रियायत देती है?

एक्सपोर्टर के लिए सबसे महत्वपूर्ण बात यह है कि एक्सपोर्ट करने हेतु किसी भी प्रकार का शुल्क/टैक्स सरकार द्वारा नहीं लिया जाता है। एक्सपोर्ट टैक्स फ्री होता है। WTO अर्थात विश्व व्यापार संगठन में सम्मिलित सभी देशों द्वारा यह निर्धार किया गया है कि हर देश के द्वारा प्रोडक्ट को एक्सपोर्ट किया जाएगा, ना कि देश के टैक्स का। हमारे देश में एक्सपोर्ट की गई प्रोडक्ट पर GST रिफंड मिलता है अथवा एक्सपोर्टर GST भरे बिना ही अपनी प्रोडक्ट को एक्सपोर्ट कर सकता है। एक्सपोर्ट करने में विभिन्न प्रकार के कर अप्रत्यक्ष रूप में सम्मिलित होते हैं, जैसे की कस्टम ड्यूटी, VAT, इलेक्ट्रिसिटी ड्यूटी एवं स्टाम्प ड्यूटी, यह सभी प्रकार के करों को सरकार विभिन्न योजना के तहत वापस करती है जैसे कि RoDTEP, RoSCTL एवं DBK । उल्लेखनीय है कि यदि एक्सपोर्टर निरंतर एक्सपोर्ट करना चाहे तो एक्सपोर्ट में उपयोग होने वाले " रॉमैटेरियल" Advance Authorisation योजना के तहत कस्टम ड्यूटी एवं GST फ्री मंगवा सकता है। एक्सपोर्ट प्रोडक्ट के लिये जरूरी मशीनरी भी एक्सपोर्ट प्रमोशनल केपिटल गुड्स स्कीम (EPCG) तहत कस्टम ड्यूटी एवं GST फ्री मंगवा सकता है।

How To Become an Exporter ?

4. एक्सपोर्ट करने के लिए कौन सी विभिन्न संस्थाओं की जानकारी होनी चाहिए?

DGFT : डायरेक्टरेट जनरल आफ फॉरेन ट्रेड में भारत सरकार के वाणिज्य मंत्रालय के अंतर्गत आता है। भारत में होने वाले सभी प्रकार के इंपोर्ट एवं एक्सपोर्ट को नियंत्रित करना एवं एक्सपोर्ट को प्रोत्साहन देने का कार्य DGFT द्वारा किया जाता है। भारत सरकार द्वारा DGFT का कार्यालय भारत के सभी प्रमुख शहरों में स्थापित किया गया है, जिससे भारत के सभी प्रमुख शहरों से इंपोर्ट एवं एक्सपोर्ट को नियंत्रित एवं प्रोत्साहित किया जा सके। मध्यप्रदेश में DGFT का कार्यालय इंदौर शहर में स्थापित है। DGFT कार्यालय की अधिक जानकारी के लिये dgft.gov.in का उपयोग करें।

Customs : भारत देश में यदि कोई प्रोडक्ट इंपोर्ट होता है या एक्सपोर्ट होता है तब Customs विभाग के अनुमति बिना यह कार्य संभव नहीं है। Customs विभाग में भारत सरकार के वित्तमंत्रालय के अंतर्गत आता है। उल्लेखनीय है कि भारत के सभी प्रमुख पोर्ट पर कस्टम विभाग के कार्यालय होते हैं। भारत में विशेष रूप से जहां समुद्र नहीं है वहां भी पोर्ट का निर्माण हुआ है, जिसे Inland Container Depot (ICD) कहा जाता है। ICD भी Customs विभाग के अंतर्गत आता है। भारत के सभी प्रमुख शहरों में Customs विभाग के कार्यालय हैं। Customs विभाग की अधिक जानकारी के लिए icegate.gov.in का उपयोग करें।

GST : एक्सपोर्ट "जीएसटी फ्री" होता है। यदि एक्सपोर्टर ने एक्सपोर्ट करने वाली प्रोडक्ट को जीएसटी के साथ खरीद लिया है, तब एक्सपोर्ट करते समय यह जीएसटी एक प्रक्रिया के तहत रिफंड हो जाता है। यहां यह भी उल्लेखनीय है कि

यदि एक्सपोर्टर जीएसटी भरें बिना ही अपनी प्रोडक्ट को एक्सपोर्ट करना चाहता है, तो यह कार्य भी संभव है। इन सभी प्रक्रियाओं के लिए विभाग द्वारा सुव्यवस्थित प्रक्रिया स्थापित की है। अवगत हो कि भारत सरकार द्वारा सीजीएसटी विभाग एवं राज्य सरकार द्वारा एसजीएसटी विभाग का संचालन किया जाता है।

Banks : एक्सपोर्ट में जब बायर – सैलर के बीच व्यापारिक सौदे किये जाते तब बैंक से जुड़े विभिन्न कार्यों की आवश्यकता होती है। बायर से एडवांस पेमेंट लेना होता है, प्रोडक्ट बेचने के बाद भी पेमेंट लेना होता है। एक्सपोर्टर को एक्सपोर्ट करने के लिए एक्सपोर्ट फाइनेंस, Letter of Credit, इंश्योरेंस एवं पेमेंट आने के बाद Bank Realization Certificate की भी जरूरत होती है। भारत की सभी प्रमुख बैंक जैसे की SBI, PNB, BoB, Central Bank एवं प्राइवेट बैंक जैसे की HDFC Bank, ICICI Bank, Axis Bank, Kotak Bank, Yes Bank यह सुविधा प्रदान करती हैं। अधिक जानकारी के लिए आप अपनी बैंक की ऑनलाइन वेबसाइट अथवा बैंक की ब्रांच पर संपर्क करें।

एक्सपोर्ट प्रमोशन काउंसिल: भारत सरकार के वाणिज्य मंत्रालय ने पिछले 70 वर्षों में हर सेक्टर के लिए एक विशेष एक्सपोर्ट प्रमोशन काउंसिल का गठन किया है। एक्सपोर्ट प्रमोशन काउंसिल द्वारा संबंधित सेक्टर के लिए नियमित रूप से देश एवं विदेश में एग्जीबिशन का आयोजन, एग्जीबिशन में भारत के एक्सपोर्टर को सम्मिलित करना, एक्सपोर्ट के बारे में जानकारी के लिए सेमिनार आयोजित करना, एक्सपोर्टर को होने वाली दिक्कतों का सरकारी प्लेटफार्म पर उचित जानकारी देना, विभिन्न बैठकें आयोजित करवा कर

How To Become an Exporter ?

व्यापार बढ़ाने का विशेष कार्य करती है। व्यापारी अगर एक्सपोर्ट में रुचि रखता है तो FIEO में, एग्री प्रोडक्ट्स के लिए APEDA में, इंजीनियरिंग प्रोडक्ट्स के लिए EEPC में रजिस्ट्रेशन करवाना चाहिए। एक्सपोर्ट प्रमोशन काउंसिल की लिस्ट commerce.gov.in > About Us > Export Promotion Council की पेज पर मौजूद है।

इंश्योरेंस ऑन एक्सपोर्ट: एक्सपोर्ट में जो प्रोडक्ट भेजते हैं कभी-कभी किसी कारण से बायर द्वारा उक्त प्रोडक्ट का भुगतान नहीं हो पाता, तब एक्सपोर्ट पर इंश्योरेंस होना अत्यंत आवश्यक होता है। सामान्यतः यह दो कारणों से होता है, जैसे कि कभी-कभी कंट्री डिफॉल्ट हो जाती है एवं कभी बायर डिफॉल्ट हो जाता है। अतः इन परिस्थितियों में अपने पेमेंट की सुरक्षा के लिए भारत सरकार की कम्पनी ECGC Ltd. कार्य करती है, जिससे एक्सपोर्टर के पेमेंट की भर पाई ECGC द्वारा हो जाती है। भारत के लगभग सभी प्रमुख शहरों में ECGC के कार्यालय हैं। मध्यप्रदेश में ECGC का कार्यालय इंदौर में है। अधिक जानकारी के लिए ECGC Ltd. की वेबसाइट ecgc.in देखें।

लॉजिस्टिक कंपनी: एक्सपोर्ट करने के लिए यदि प्रोडक्ट को बाहर भेजा जाता है तो इसे तीन मार्गों द्वारा भेजा जाता है मुख्य रूप से प्रोडक्ट समुद्री मार्ग द्वारा भेजा जाता है, यदि प्रोडक्ट महंगी है एवं शीघ्र भेजनी है तो हवाई मार्ग का उपयोग किया जाता है। यदि हम अपने पड़ोस में अपनी प्रोडक्ट भेजना चाहते हैं तो जमीनी मार्ग का उपयोग किया जाता है। लेख है कि किसी भी प्रकार का प्रोडक्ट बाहर भेजने में अधिकतर समुद्री मार्ग का उपयोग होता है। इसमें सभी सेवाएं मुख्य रूप से प्राइवेट कंपनी द्वारा प्रदान की जाती है। कम्पनी अपने एक निश्चित भाव के तहत आपकी प्रोडक्ट दुबई,

हांगकांग, सिंगापुर जैसे पोर्ट पर भेजती है।

राज्य सरकार की संस्थाएं: भारत के सभी राज्य एक्सपोर्ट को बढ़ावा देने के लिए हमेशा प्रयत्नशील रहते हैं। मुख्य रूप से राज्य सरकार के इंडस्ट्री डिपार्टमेंट, एमएसएमई डिपार्टमेंट अथवा एग्रीकल्चर डिपार्टमेंट एक्सपोर्ट को बढ़ावा देने के लिए निरंतर कार्य कर रहे हैं। उल्लेखनीय है कि मध्यप्रदेश में एक्सपोर्ट को बढ़ावा देने के लिए MPIDC में "एक्सपोर्ट सेल" का गठन किया गया है, जिसमें हेल्पलाइन नंबर 0755-2577145 पर प्रशिक्षित कमचारियों की नियुक्ति की गई है। मध्यप्रदेश में "एक जिला - एक उत्पाद" योजना अंतर्गत प्रत्येक जिले के प्रमुख उत्पादों का चयन किया गया है तथा जिस संबंध में मध्यप्रदेश के प्रत्येक जिले का "जिला एक्सपोर्ट प्लान" तैयार किया गया है। उल्लेखनीय है कि प्रदेश के विभिन्न जिलों में एक्सपोर्ट संबंधित कार्यशालाओं का आयोजन MPIDC, मध्यप्रदेश के एमएसएमई डिपार्टमेंट, एग्रीकल्चर डिपार्टमेंट, एनिमल हसबैंडरी डिपार्टमेंट, हस्तशिल्प विकास निगम, पर्यटन डिपार्टमेंट, हॉर्टिकल्चर डिपार्टमेंट, फॉरेस्ट डिपार्टमेंट MPSEDC डिपार्टमेंट के साथ मिलकर करती है। अधिक जानकारी के लिए invest.mp.gov.in वेबसाइट देखें।

5. कौन सी प्रोडक्ट का एक्सपोर्ट किया जाना चाहिए?

एक्सपोर्ट करने से पहले प्रोडक्ट कौन सी कैटेगरी में आती है उसकी जानकारी लेना आवश्यक है। लेख है कि यदि प्रोडक्ट 'प्रोहिबिटेड' हो तो किसी भी रूप में उसका एक्सपोर्ट नहीं किया जा सकता है, यदि प्रोडक्ट 'रिस्ट्रिक्टेड' हो तो DGFT से लाइसेंस प्राप्त करने के बाद उसको एक्सपोर्ट किया जा सकता है एवं यदि प्रोडक्ट 'फ्री' कैटेगरी की हो तो ऐसे प्रोडक्ट

How To Become an Exporter ?

का एक्सपोर्ट करने के लिए कोई लाइसेंस की जरूरत नहीं होती है अर्थात इसका एक्सपोर्ट किया जा सकता है। भारत में लगभग 96% प्रोडक्ट "फ्री" कैटेगरी में आती है अर्थात आप अपने अनुभव, अपनी कार्य क्षमता, अपने इंटरैस्ट, अपने फाइनेंशियल कैपेसिटी के मुताबिक एग्री प्रोडक्ट्स, इंजीनियरिंग प्रोडक्ट्स, केमिकल प्रोडक्ट्स, प्लास्टिक प्रोडक्ट्स जैसे प्रोडक्ट का चयन कर सकते हैं।

6. प्रोडक्ट की जानकारी कैसे लें? प्रोडक्ट का एक्सपोर्ट डाटा कैसे ले?

प्रोडक्ट को चयन करने के बाद सबसे पहले उसका एचएस कोड जानना जरूरी है। जीएसटी आने के बाददेश के भीतर व्यापार भी एचएस कोड के तहत ही होता है। आपके द्वाराचयनित प्रोडक्ट कौनसी कैटेगरी में आती है, प्रोडक्ट का एक्सपोर्ट कहां होता है, कौन से कंट्री में होता है, कितनी क्वांटिटी में होता है, यह सारा डाटा dgft.gov.in > Trade Statistics पर उपलब्ध है, यह डाटा आधिकारिक तथा फ्री है। यह ODOP बुकलेट में भी एक्सपोर्ट का डाटा उपलब्ध है।

7. एक्सपोर्ट के लिए बायर कैसे ढूंढा जाए ?

यह सवाल सभी एक्सपोर्टर का सबसे चर्चित सवाल होता है। जैसा कि मेरे द्वारा पहले बताया गया कि बायर ढूंढना एक्सपोर्टर का अपना फैसला होता है। एक्सपोर्ट को बढ़ावा देने हेतु विदेश के प्रमुख बायरों से शासन द्वारा भी समन्वय स्थापित किया जा करने का प्रयत्न किया जाता है। एक्सपोर्ट प्रमोशन काउंसिलनियमित रूप सेदेश के बाहर विभिन्न प्रकार के एग्जीबिशन में एक्सपोर्टर को स्टॉल लगाने के लिए प्रोत्साहित करता है एवं विदेश से बायर्स को निमंत्रित कर बायर सेलर मीटिंग का आयोजन करती है। यहां उल्लेखनीय है कि WTO द्वारा trademap.org जैसी वेबसाइट तैयार कर प्रोडक्ट के बायर की लिस्ट प्रोवाइड कराती है। इसी क्रम में प्राइवेट वेबसाइटएवं ई-कॉमर्स द्वारा भी बायर की लिस्ट प्रोवाइड करती है। एक्सपोर्टर्स अपनी वेबसाइट बनाकर, सोशल मीडिया पर अपने पेज तैयार कर, एक्सपोर्ट प्रमोशन काउंसिल में रजिस्ट्रेशन करवा कर भी अपने बायर को आकर्षित कर सकते हैं।

Disclaimer: This is generalized information for starting export. The readers are advised to check all information with official sources.

Suvidh Shah, Indian Trade Service
Executive Director, MPIDC
Joint DGFT Indore
Development Commissioner, Indore SEZ

निर्यातक कैसे बनें ?

निर्यात के लिए याद रखने योग्य बिंदु

- 95% वस्तु को निर्यात करने के लिए लाइसेंस की आवश्यकता नहीं है
- खरीदार-विक्रेता को ढूंढना आपका निर्णय है
- उत्पाद तथा उसकी कीमत तय करने का आपका निर्णय है
- निर्यात किए गए उत्पादों पर कस्टम ड्यूटी, जीएसटी, वेट, इलेक्ट्रिसिटी ड्यूटी, स्टैप ड्यूटी जैसे कोई कर लगते नहीं हैं

निर्यात की जानकारी के लिए वेबसाइट |

- dgft.gov.in
- commerce.gov.in/trade-statistics
- icegate.gov.in
- indiantradeportal.in
- trademap.org
- mptradeportal.org
- invest.mp.gov.in

आईईसी

- आयातक निर्यातक कोड
- निर्यात एवं आयात के लिए पंजीकरण अनिवार्य
- 'जरूरी दस्तावेज: पैन कार्ड, आधार कार्ड, बैंक अकाउंट
- 500 फीस (ऑनलाइन पेमेंट)
- dgft.gov.in पर आवेदन करें

आर ओ डी टी ई पी

- रेमिशन ऑफ ड्यूटीज आफ टैक्सेस ऑन एक्सपोर्ट प्रोडक्ट्स स्कीम
- 0.5 to 4.5% तक टैक्स रिफंड
- निर्यात किए गए उत्पाद पर भरे गए शुल्क जैसा कि वेट, इलेक्ट्रिसिटी ड्यूटी, स्टैप ड्यूटी की अदायगी
- dgft.gov.in > Regulatory Updates आवेदन करें: icegate.gov.in

आर ओ एस सी टी एल

- रेमिशन ऑफ ड्यूटीज आफ टैक्सेस ऑन एक्सपोर्ट प्रोडक्ट्स स्कीम
- मात्र कपड़े उत्पाद HS Code 61, 62, 63 पर लागू
- dgft.gov.in > Regulatory Updates आवेदन करें: icegate.gov.in

एडवांस ऑथराइजेशन

- निर्यात उत्पादन के रो मटेरियल पर कस्टम ड्यूटी एवं जीएसटी पर कर माफ
- सायन के आधार पर
- 15% मूल्य संस्करण जरूरी
- 18 महीने के भीतर निर्यात करना जरूरी
- dgft.gov.in पर आवेदन करें

एक्सपोर्ट प्रमोशन कैपिटल गुड्स

- निर्यात में जरूरी पूंजीगत सामान के खरीद पर कस्टम ड्यूटी एवं जीएसटी माफ
- निर्यात से संबंधित मशीनरी माफ की गई ड्यूटी से 6 गुना 6 साल के भीतर निर्यात करना जरूरी
- dgft.gov.in पर आवेदन करें

ड्यूटी ड्रॉबैक स्कीम

- निर्यात किए गए उत्पादों पर भरे हुए सीमा शुल्क की अदायगी
- शिपिंग बिल भरते समय कस्टम वेबसाइट पर आवेदन करें
- ईंधन कर, बिजली कर, शुल्क पर वेट की अदायगी स्टाम्प डस्टी शुल्क
- विजिट करें: dgft.gov.in < रेगुलेटरी अपडेट्स रोडटेप
- icegate.gov.in पर आवेदन करें

निर्यात में सहायता आने वाली एजेंसी

- डीजीएफटी, कस्टम, जीएसटी, एमएसएमईएक्सपोर्ट प्रमोशन काउंसिल: FIEO, EEP, APEDA वगैरह
- 'एक्सपोर्ट इंस्पेक्शन एजेंसी एक्सपोर्ट के लिए इंडियोरेंस एजेंसी: ECGC
- बैंक: SBI, HDFC, BOB, PNB, ICICI वगैरह
- राज्य सरकार की एजेंसी: DIC, MSME, MPIDC, MPSeDC वगैरह

DGFT Indore

BSNL Building, residency Area, Indore, 152001

DGFT Bhopal

3rd Floor, Nirman Sadan, 52-A, Area Hills, Bhopal, 402011

MPIDC Indore

1st Floor, Atulya IT Park, Khandwa Road, Indore, 452010

MPIDC Bhopal

Export Cell
MP Industrial Development Corporation Ltd., 21, Arera Hills Bhopal, 462011

Export Helpline - 0755-2577145

How To Become an Exporter ?

Point to be remembered for exports

- 96% export items require no license
- To Find Buyer-Seller is your decision
- To decide Product and its Price- Qty is your decision
- Products should be exported not Taxes

Websites for exports

- dgft.gov.in
- commerce.gov.in/trade-statistics
- icegate.gov.in
- indiantradeportal.in
- trademap.org
- mptradeportal.org
- invest.mp.gov.in

IEC

- Importer Exporter Code
- Documents: Valid mobile number, Valid Email ID, PAN card, Address proof, Cancelled Cheque•
- Apply on dgft.gov.in

RoDTEP

- Tax refund from 0.5 to 4.5 %
- Remission of Duties and Taxes on Exported Products
- Remission of VAT on Fuel, Electricity Duty, Stamp Duty
- Visit: dgft.gov.in
- >Regulatory Updates > RODTEP
- Apply on: icegate.gov.in

RoSCTL

- Rebate of State and Central Levies and Taxes
- Remission of VAT on Fuel, Electricity Duty, Stamp Duty
- For Textile Products of HSChapter 61, 62, 63
- Apply on: icegate.gov.in

Advance Authorization

- Custom duty + GST exemption on
- Raw material for export production
- On the basis of SION
- Apply on: dgft.gov.in

EPCG

- Custom duty + GST exemption On machineries which produces export goods
- Apply on: dgft.gov.in

DBK

- Duty Draw Back
- Remission of Custom Duty on export products
- Apply when filling Shipping Bill

Agencies for exports

- DGFT Custom, GST
- EPC ie FIEO EEPC APEDA Exports Inspection Agency
- Banks ECGC-Insurance on payment
- State Government Office (DIC, MSME, MPIDC, MPSeDC)

DGFT Indore

BSNL Building, residency Area, Indore, 152001

DGFT Bhopal

3rd Floor, Nirman Sadan, 52-A, Area Hills, Bhopal, 402011

MPIDC Indore

1st Floor, Atulya IT Park, Khandwa Road, Indore, 452010

MPIDC Bhopal

Export Cell
MP Industrial Development Corporation Ltd., 21, Arera Hills Bhopal, 462011

Export Helpline - 0755-2577145

Export From Madhya Pradesh Data Analysis

Exports from MP in Last 5 Years

S. N.	Year	Value In Cr Rs	Value (In mn US \$)
1	2022-23	65,878	8,218
2	2021-22	58,407	7,835
3	2020-21	47,959	6,477
4	2019-20	37,693	5,318
5	2018-19	44,639	6,382

State Wise Export Data for FY2023-24

Rank No	State	Value In Cr Rs	Value (In mn US \$)
1	Gujarat	1112727	134391
2	Maharashtra	556400	67204
3	Tamil Nadu	360636	43554
4	Karnataka	220472	26631
5	Uttar Pradesh	170341	20572
6	Andhra Pradesh	163563	19760
7	Haryana	146180	17654
8	Telangana	116182	14026
9	Odisha	98792	11931
10	West Bengal	96739	11684
11	Delhi	84743	10230
12	Rajasthan	83704	10109
13	Unspecified	67858	8200
14	Kerala	67770	8172

Rank No	State	Value In Cr Rs	Value (In mn US \$)
15	Madhya Pradesh	65255	7880
16	Punjab	55845	6745
17	Dadra & Nagar Haveli	37337	4509
18	Goa	19808	2392
19	Himachal Pradesh	19184	2317
20	Bihar	16988	2052
21	Chattisgarh	16681	2017
22	Jharkhand	15735	1898
23	Uttarakhand	14928	1805
24	Puducherry	4282	517
25	Assam	3664	442
26	Jammu & Kashmir	1596	193
27	Chandigarh	901	109
28	Daman & Diu	693	84
29	Sikkim	143	17
30	Meghalaya	85	10
31	Arunachal Pradesh	24	3
32	Tripura	13	2
33	Nagaland	11	1
34	Andaman & Nicobar	8	1
35	Manipur	3	0
36	Mizoram	1	0
37	Lakshadweep	0	0
38	Ladakh	0	0
	Total	3619292	437113

Export From Madhya Pradesh Data Analysis

Product Wise Export from MP FY2023-24 (Descending Order)

Rank No.	Hs Code	Sector/Product	Value In Cr	Value (In mn US \$)
1	30	PHARMACEUTICAL PRODUCTS	13158	1588
2	23	RESIDUES AND WASTE	6533	788
3	52	COTTON	4991	603
4	84	MACHINERY AND MECHANICAL APPLIANC	4865	588
5	63	TEXTILE ARTICLES	4337	524
6	29	ORGANIC CHEMICALS	4161	503
7	76	ALUMINIUM & ARTICLES	4130	499
8	10	CEREALS	3701	447
9	85	ELECTRICAL MACHINERY & EQUIPMENT	2528	305
10	39	PLASTICS AND ARTICLES	2111	255
11	87	ROAD VEHICLES AND PARTS	1591	192
12	07	EDIBLE VEGETABLES	1197	145
13	26	ORES, SLAG AND ASH	1065	128

District Wise Export Data for FY2023-24

Rank No	District	Value In Cr Rs	Value (In mn US \$)	Rank No	District	Value In Cr Rs	Value (In mn US \$)
1	Indore	18014	2242	14	Narmadapuram	682	87
2	Dhar	11024	1374	15	Harda	628	81
3	Raisen	6882	859	16	Morena	577	72
4	Dewas	4702	586	17	Gwalior	555	69
5	Singrauli	4565	570	18	Vidisha	511	66
6	Bhopal	3699	464	19	Barwani	412	51
7	Sehore	3224	401	20	Rewa	397	49
8	Ratlam	1448	180	21	Balaghat	333	41
9	Jabalpur	1371	171	22	Burhanpur	312	40
10	Bhind	1303	163	23	Neemuch	304	38
11	Ujjain	1297	161	24	Katni	279	35
12	Chhindwara	1099	137	25	Mandsaur	193	24
13	Khargone	894	111	26	Jhabua	166	21

Rank No	District	Value In Cr Rs	Value (In mn US \$)
27	Satna	134	17
28	Chhatarpur	123	15
29	Guna	113	14
30	Shahdol	108	13
31	Betul	92	11
32	Rajgarh	76	9
33	East Nimar	70	9
34	Shajapur	68	8
35	Mandla	53	7
36	Niwari	48	6
37	Shivpuri	39	5
38	Narsinghpur	21	3
39	Sagar	15	2
40	Seoni	14	2
41	Tikamgarh	12	2
42	Datia	7	1
43	Agar Malwa	4	1
44	Ashoknagar	2	0
45	Anuppur	2	0
46	Damoh	2	0
47	Sidhi	1	0
48	Panna	1	0
49	Dindori	1	0
50	Sheopur	1	0
51	Alirajpur	0	0
52	Umaria	0	0
53	Maihar	0	0
54	Pandhurna	0	0
55	Mauganj	0	0
Grand Total		65878	8218

Export Map of Madhya Pradesh

S.No.	District	Product
1	Agar Malwa	Soyabean
2	Alirajpur	Fenugreek Seed
3	Anuppur	Soyabean
4	Ashoknagar	Soyabean
5	Balaghat	Rice
6	Barwani	Indian Cotton
7	Betul	Pharma
8	Bhind	Plastics
9	Bhopal	Rice
10	Burhanpur	Cotton Yarn
11	Chhatarpur	Granite
12	Chhindwara	Food Products
13	Damoh	Pharma
14	Datia	Sugar
15	Dewas	Soyabean
16	Dhar	Pharma
17	Dindori	Rice
18	East Nimar	Capsicum
19	Guna	Coriander Seeds
20	Gwalior	Sesamum Seeds
21	Harda	Soyabean
22	Hoshangabad	Basmati Rice
23	Indore	Pharma
24	Jabalpur	Iron Ores
25	Jhabua	Cotton
26	Katni	Iron Ores

Top Export Products From Districts



Star Export Houses Madhya Pradesh

Star Export House of Madhya Pradesh (Awarded By DGFT)

- | | | |
|---|--|--|
| 1 ACME UNIVERSAL SAFEZONE 9 PRIVATE LIMITED | 23 FLEX TUBES | 42 MARAL OVERSEAS LIMITED |
| 2 ADARSH GLOBAL PVT LTD | 24 CLOBAL IMPEX PRIVATE LIMITED | 43 MCW HEALTH CARE PVT LTD |
| 3 AGRAWAL OIL & BIOCHEAM | 25 GO GREEN TEXTILES INDIA | 44 MIDAS OVERSEAS |
| 4 AGS FOODS INDIA PRIVATE LIMITED | 26 GRAS M INDUSTRIES LTD | 45 MITTAL COIN PRIVATE LIMITED |
| 5 ANDRITZ HYDRO PRIVATE LIMITED | 27 HEALTHICO QUALITY PRODUCTS | 46 MN GLOBEX PRIVATE LIMITED |
| 6 ANJANI AGRO | 28 HEG LTD | 47 MOTA INDUSTRIES |
| 7 ANUD WOOLLENS PRIVATE LIMITED | 29 HONOURABLE PACKAGING PRIVATE LIMITED | 48 MPD INDUSTRIES PRIVATE LIMITED |
| 8 AVI AGRI BUSINESS LIMITED | 30 JAGANNATH PLASTICS PRIVATE LIMITED | 49 OMEGA RENK BEARINOS PRIVATE LIMITED |
| 9 AVTEC LIMITED | 31 KAD TRADERS | 50 PMC EXPORTS |
| 10 BANMORE ELECTRICALS PVT LTD | 32 KAMAL COISPIN PRIVATE LIMITED | 51 PRAKASH OVERSEAS |
| 11 BHASKAR INDUSTRIES PRIVATE LIMITED | 33 KHK PRESSINGS AND FORGING PRIVATE LIMITED | 52 PRATIBHA SYNTEX LIMITED |
| 12 BULKPACK EXPORTS LIMITED | 34 KISAN MINERAL PRIVATE LIMITED | 53 PREM TEXTILES INTERNATIONAL PRIVATE LIMITED |
| 13 CALDERYS INDIA REFRACTORIES LIMITED | 35 KODIXODEL PRIVATE LIMITED | 54 PRESTIGE FEED MILLS LTD. |
| 14 CASE NEW HOLLAND CONSTRUCTION EQUIPMENT INDIA PRIV | 36 KRASOMABIOCHEM PRIVATE LIMITED | 55 RAJRAIAN LOBAL MIRE LIMITED |
| 15 COMMERCIAL SYN BAGS LIMITED | 37 KRITI NUTRIENTS LIMITED | 56 RATWAN EXPORTS PRIVATE LIMITED |
| 17 DEE TEE INDUSTRIES PRIVATE LIMITED | 38 MAHIMA FIBRES PRIVATE LIMITED | 57 RICHMIB EXIM PRIVATE LIMITED |
| 18 DEV VENTURES (I)PVT. LIMITED, | 39 MAKSON HEALTH CARE PRIVATE LIMITED | 58 RSI STONE WORLD PVT LTD |
| 19 DEWAS METAL SECTIONS LIMITED | 40 MALWA OXYGEN & INDUSTRIAL GASES PRIVATE LIMITED | 59 SACAR MANUFACTURERS PRIVATE LIMITED |
| 20 ECO GOLD NUTRI AND ORGANICS LLP | 41 MANJEET COTTON PRIVATE LIMITED | 60 SAILOR EXPORTS LIMITED |
| 21 EKI ENERGY SERVICES LIMITED | | |
| 22 ERAWAT PHARMA LTD | | |

Star Export Houses Madhya Pradesh

Star Export House of Madhya Pradesh (Awarded By DGFT)

- | | | |
|--|---|--|
| 61 SATGURLAGRO RESOURCES PRIVATE LIMITED | 79 SIMRAN ACRITECH PRIVATE LIMITED | 100 MODWARE CLOBAL PRIVATE LIMITED |
| 62 SCMAGROTECH ENTERPRISES PRIVATE LIMITED | 80 SIMRAN FEEDS PRIVATE LIMITED | 101 MOOLCHAND MADHODAS |
| 63 SHAKTI PUMPS (INDIA) LIMITED | 81 SONI SOYA PRODUCTS LIMITED | 102 SAI BARA INDUSTRIES |
| 64 SHEESH SPICES | 82 STARWAVE ENTERPRISES | 103 SHREE TIRUPATI BALAJEE FIBC LIMITED |
| 65 SHEETAL INDUSTRIES | 83 SUR BASANT OVERSEAS PRIVATE LIMITED | 104 SWASTIK PLASTICIZER AND PMO PIPES INDORE PRIVATE LIMITED |
| 66 SHIVAM OILS & PROTEINS INDUSTRY | 84 SURAJ IMPEX (INDIA) PRIVATE LIMITED | 105 IRIVEN CONDUCIORS LIMITED |
| 67 SHIVANI DETERGENTS PVT. LTD | 85 SYMBIOTEC PHARMA LAB PRIVATE LIMITED | |
| 68 SHRADDHA IMPEX | 86 SYNERGY OPTIC PRIVATE LIMITED | |
| 69 SHREE CHLORATES PRIVATE LIMITED | 87 TLS MERCANTILE PRIVATE LIMITED | |
| 70 SHREE KAILASH GRAIN MILLS PVT. LTD | 88 TRUE FEED AGRO PRODUCT | |
| 71 SHREE NAKODA EXIM. | 89 UNIVERSAL CABLES LIMITED | |
| 72 SPREE TIRUPATI BALAJES AGRO TRADING COMPANY PRIVATE LIMITED | 90 VARCHASVA ACRO | |
| 74 SHREERAM FIBRES INDIA PRIVATE LIMITED | 91 VIMALA FOOD PRODUCTS | |
| 75 SHREESHAKTI SYN BACS PRIVATE LIMITED | 92 VINDHYA TELELINKS LIMITED | |
| 76 SHRI RADRAJESHWAR COTTON PRIVATE LIMITED | 93 VIDDY INDUSTRIES LIMITED | |
| 77 SHRI SUMATI OIL INDUSTRIES PVT. LIMITED, | 94 YASH TECHNOLOGIES PRIVATE LIMITED | |
| 78 SHRUJI POLYMERS INDIA LTD | 95 ZEST PHARMA | |
| | 96 BIRLA CABLE LIMITED | |
| | 97 CANDOR TEXTILES PRIMATE LIMITED | |
| | 98 GAURAV TRADING COMPANY | |
| | 99 JASH ENGINEERING LTD | |

Special Economic Zones Madhya Pradesh

Products and services from Special Economic Zone (SEZ) are meant to exports. Nowadays, SEZ is driving force in manufacturing and exports. The biggest benefits of SEZ is exemption of duties and taxes including Custom Duty and GST on construction, plant and machineries procurement and raw material procurement. It made export product cheap and competent in export market.

SEZs in Madhya Pradesh

There are six operational SEZs in the State of Madhya Pradesh

S. N.	Name of the SEZ	Sector	Name of the Developer
1.	Indore SEZ, Pithampur	Multi Product SEZ	MPIDC Ltd.
2.	Crystal IT Park SEZ	IT/ITES SEZ	MPIDC Ltd.
3.	Impetus Technologies India Pvt. Ltd. SEZ	IT/ITES SEZ	Impetus Technologies India Pvt. Ltd.
4.	Infosys Ltd. SEZ	IT/ITES SEZ	Infosys Ltd.
5.	TCS Ltd. SEZ	IT/ITES SEZ	TCS Ltd.
6.	Yash Technologies Pvt. Ltd. SEZ	IT/ITES SEZ	Yash Technologies Pvt. Ltd.

Exports in last five years from Operational SEZs

S.N.	SEZ	2017-18 In Rs Cr	2018-19 In Rs Cr	2020-21 In Rs Cr	2021-22 In Rs Cr	2022-23 In Rs Cr
1.	Indore SEZ - Pithampur	9,450	9,600	11,943	12,857	12,795
2.	Crystal IT Park SEZ, Indore	334	436	452	597	640
3.	Infosys SEZ, Indore	3	32	70	137	444
4.	Impetus SEZ, Indore	25	44	96	159	330
5.	TCS SEZ, Indore	36	254	542	867	1509
6.	Yash SEZ, Indore	-	-	-	-	43

Special Economic Zones Madhya Pradesh

Units in Indore SEZ, Pithampur:-

S.N. Unit in SEZ

- 1 FLEXITUFF VENTURES INTERNATIONAL LIMITED
- 2 CUMMINS TECHNOLOGIES INDIA PRIVATE LIMITED
- 3 APURVA INDIA PVT LIMITED
- 4 ADVANCED ENZYME TECHNOLOGIES LIMITED
- 5 SRF LIMITED (PACKAGING FILM BUSINESS)
- 6 MEDGEL PRIVATE LIMIED
- 7 BERGWERFF ORGANIC INDIA PVT LTD UNIT I
- 8 INDIA NETS
- 9 VE COMMERCIAL VEHICLES LTD.
- 10 IPCA LABORATORIES LIMITED
- 11 SONIC BIOCHEM EXTRACTIONS PRIVATE LIMITED
- 12 INNOVATIVE CLAD SOLUTIONS PRIVATE LIMITED
- 13 GOLD FILAMENTS PVT. LTD.
- 14 SHAKTI PUMPS (INDIA)LIMITED
- 15 CIPLA LIMITED
- 16 JASH ENGINEERING LTD.
- 17 SYMBIOTEC PHARMALAB PRIVATE LTD.
- 18 MYLAN LABORATORIES LTD.
- 19 LUPIN LTD
- 20 SAFEFLEX INTERNATIONAL LIMITED
- 21 GLENMARK PHARMACEUTICALS LIMITED
- 22 CREATIVE PROPACK LIMITED
- 23 TGW MACHINE KNIVES PVT. LTD.
- 24 CIPLA LIMITED
- 25 SIGMA CHEMTRADE PVT. LTD.
- 26 SHREE TIRUPATI BALAJEE FIBC LTD.
- 27 EMERALD TOBACCO PVT LTD
- 28 KUSUM HEALTHCARE PVT. LTD.
- 29 SHRIJI POLYMERS (INDIA) LTD.
- 30 ACG- ASSOCIATED CAPSULES PVT. LTD
- 31 SHANKAR SOYA CONCEPTS
- 32 S.K.TRADERS
- 33 PRINT POINT PHARMA PACKAGING PRIVATE LIMITED

S.N. Unit in SEZ

- 34 TEMPLE PACKAGING PRIVATE LIMITED
- 35 ANJUM AROMATICS
- 36 AJANTA PHARMA LIMITED
- 37 COMMERCIAL SYN BAGS LIMITED
- 38 ALKEM LABORATORIES LIMITED
- 39 KANISHKA ORGANICS LLP
- 40 ABHAY KUMAR AND COMPANY
- 41 BALAJI STEROIDS AND HORMONES PRIVATE LIMITED
- 42 MUDAR INDIA EXPORTS
- 43 PSA CHEMICALS AND PHARMACEUTICALS PVT LTD
- 44 SHANKAR SOYA CONCEPTS (UNIT-II)
- 45 GEPACH INTERNATIONAL
- 46 MACLEODS PHARMACEUTICALS LTD
- 47 PAR FORMULATIONS PVT LTD
- 48 SHREE FLEX PRINT PRIVATE LIMITED
- 49 FELIX GENERICS PRIVATE LIMITED
- 50 RUSAN PHARMA LTD.
- 51 DEVSHRI IMPEX PVT. LTD.
- 52 SHREE MAHAVEER HOME DÉCOR PVT. LTD.
- 53 COMMERCIAL SYN BAGS LIMITED (UNIT-II)

Units in Crystal IT Park SEZ, Indore:-

S.N. UNIT In SEZ

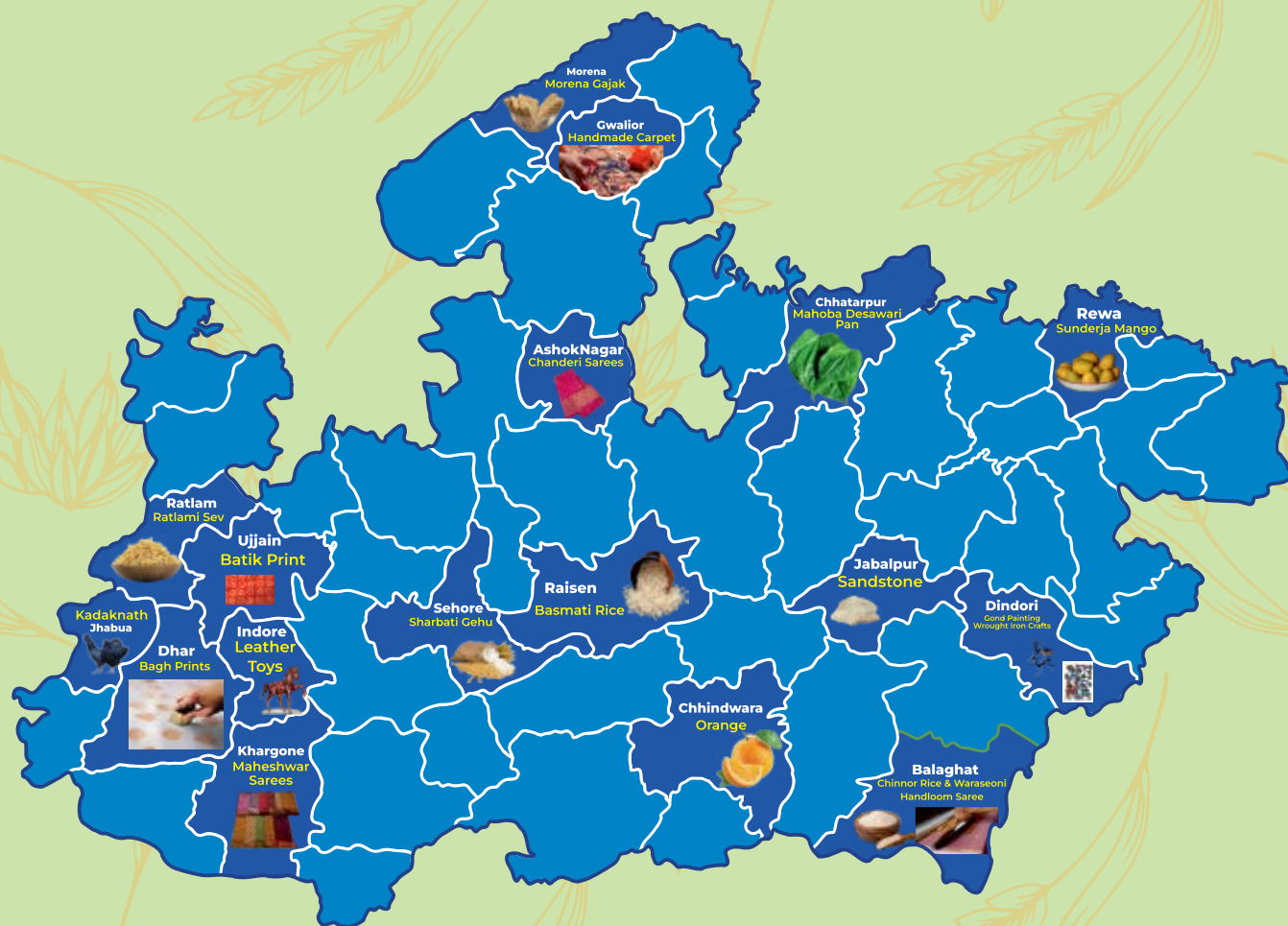
- IMPETUS INFOTECH (INDIA) PVT. LTD.
INTELLICUS TECHNOLOGIES PVT. LTD
CLEAR TRAIL TECHNOLOGIES PVT. LTD.
INFOBEANS TECHNOLOGIES LTD.
WORLDPAY INDIA PVT. LTD.
HITESH INFOTECH PVT. LTD.
YASH TECHNOLOGIES PVT.LTD.
SYSTANGO TECHNOLOGIES PVT. LTD.

S.N. UNIT In SEZ

- LINKITES INFO TECH PVT. LTD.
RACK BANK DATA CENTER PVT.LTD.
GREP RUBY WEB TECH PVT. LTD.
INFOBEANS TECHNOLOGIES LTD.
VERTI SYSTEM GLOBAL PVT.LTD
FOURTY SEVEN BILLION TECH PVT. LTD.
YASH CONSULTING PVT. LTD.
MIND RUBY TECHNOLOGIES LLP

Geographical Indications(GI) Tags In Madhya Pradesh

- 1 Chanderi Sarees
- 2 Bagh Prints
- 3 Nagpur Orange
- 4 Ratlami Sev
- 8 Kadaknath Black Chicken Meat
- 6 Chinnor Rice
- 7 Batik Print
- 8 Stone Craft
- 9 Leather Toys
- 10 Bell Metal Ware
- 11 Maheshwar Sarees & Fabrics
- 12 Mahoba Desawari Pan
- 13 Morena Gajak
- 14 Sunderja Mango
- 15 Sharbati Gehu
- 16 Gond Painting
- 17 Wrought Iron Crafts
- 18 Handmade Carpet
- 19 Waraseoni Handloom Saree & Fabrics



ODOP District wise list

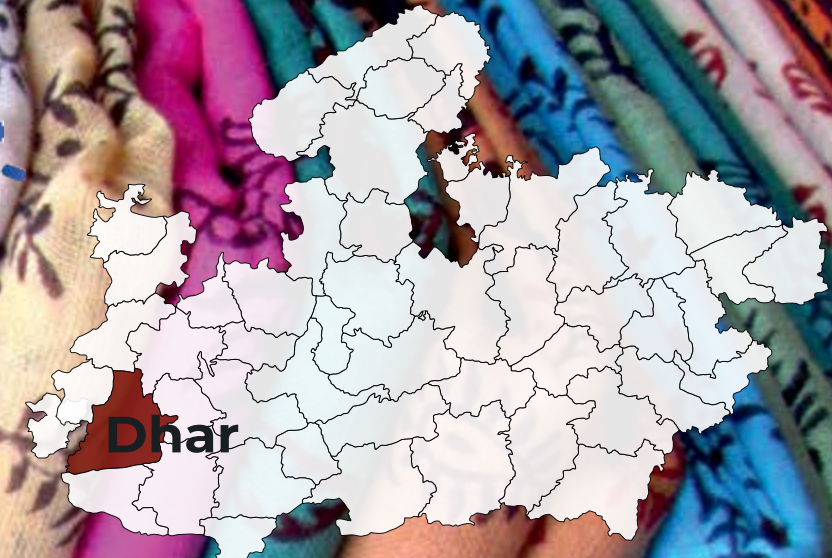
S.No.	District	ODOP Product
-------	----------	--------------

1	AGAR MALWA	ORANGE
2	ALIRAJPUR	MAHUA
3	ANUPPUR	KODU KUTKI
4	ASHOKNAGAR	CHANDERI HANDLOOM
5	BALAGHAT	CHINNOR RICE
6	BARWANI	GINGER
7	BETUL	TEAK
8	BHIND	MUSTARD
9	BHOPAL	ZARI ZARDOZI
10	BURHANPUR	BANANA
11	CHHATARPUR	WOODEN FURNITURE
12	CHHINDWARA	ORANGE
13	DAMOH	CHICKPEA
14	DATIA	JAGGERY
15	DEWAS	BAMBOO
16	DHAR	BAGH PRINT
17	DINDORI	KODU KUTKI
18	GUNA	CORIANDER
19	GWALIOR	SANDSTONE TILES
20	HARDA	BAMBOO
21	INDORE	POTATO
22	JABALPUR	GREEN PEAS
23	JHABUA	KADAKNATH CHICKEN
24	KATNI	KATNI STONE
25	KHANDWA	ONION
26	KHARGONE	CHILLI
27	MANDLA	KODU KUTKI
28	MANDSAUR	GARLIC



BAGH PRINT - GI PRODUCT

Bagh print is a traditional Indian handicraft originating in Bagh, Dhar District of Madhya Pradesh, India, originally practiced across the regions in the Indus Valley. The process is characterised by hand printed woodblock relief prints with naturally sourced pigments and dyes. Bagh print motifs are typically geometric, paisley or floral compositions, dyed with vegetable colours of red and black over a white background, and is a popular textile-printing product. Its name is derived from the village Bagh located on the banks of the Bagh River. The District of **Dhar** selected Bagh print as its ODOP



Geographical Indications	Ujjain Bagh Print
GI Registered User	Development Commissioner (Handicrafts)
Applicant Address	Development Commissioner (Handicrafts), Ministry of Textiles, Government of India, West Block No.7, R.K. Puram, New Delhi

SWOT Analysis

Strength	Weakness	Opportunities	Threats
<ul style="list-style-type: none"> Geographical Indication product has huge potential in Exports. GI product has its own strength of branding and marketing. Since it is a textile product, there are not many challenges from the supply side. 	<ul style="list-style-type: none"> The product has no specific HS code, so domestic turnover or export data is not available. The product has not developed its international market yet even Indian textile and handloom products have a huge market outside. 	<ul style="list-style-type: none"> Due to increased e-commerce and publicity of GI products, Bagh Print has a huge opportunity in the domestic and international markets. Processors are now equipped with export knowledge and will contribute to exports. 	<ul style="list-style-type: none"> In handloom products, there are many competitions from various fields. There are always chances for duplication and misinformation about the product in the market.

Sellers/Producers/Manufacturers/Traders

S.No.	Name/Firm	Mobile No.
1	Mrignayani, Gtb Complex Bhopal	0755-2761656
2	Mrignayani, Bittan Market Bhopal	0755-2676937
3	Mrignayani, Gohar Mahal Bhopal	0755-2730875
4	Mrignayani, Vallabh Bhawan Bhopal	9424441168
5	Mrignayani, Bhopal Hat Bhopal	8788593996
6	Mrignayani, Jawahar Chowk Bhopal	9826492411
7	Mrignayani, Hotel Tansen Gwalior	0751-2234505
8	Mrignayani, Sarafa Bajar Gwalior	0751-2636545
9	Mrignayani, Palika Bajar Indore	0731-4949196
10	Mrignayani, Dodi Counter Sehore	9770767870
11	Mrignayani, Khajuraho	9179457071
12	Mrignayani, Orcha	07680-252016
13	Mrignayani, Pachmari	07578-252659
14	Mrignayani, Jabalpur	0761-2411690
15	Mrignayani, Sanchi	9893414491
16	Mrignayani, Khargone (Maheshwar)	7987562903
17	Mrignayani, Chindwara	9407024145
18	Mrignayani, Betul	9644713267
19	Mrignayani, Sagar	7898941286
20	Mrignayani, Hoshangabad	9340616088
21	Mrignayani, Chanderi	8109953558
22	Mrignayani, Mandla	7067827417
23	Mrignayani, Bandhavgad	6260044795
24	Mrignayani, Goa	0832-2438553
25	Mrignayani, Mumbai	022-22182114

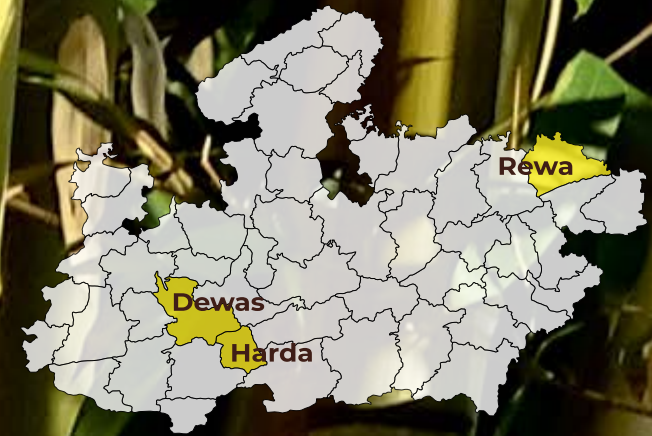
S.No.	Name/Firm	Mobile No.
26	Mrignayani, Vashi Mumbai	9987763917
27	Mrignayani, Noida	0120-2450832
28	Mrignayani, Ahmedabad	079-40095730
29	Mrignayani, Kevadia Gujarat	7874340435
30	Mrignayani, Jaipur	0141-2379578
31	Mrignayani, Calicut Kerala	0495-2721542
32	Mrignayani, Kolkatta	033-23556326
33	Mrignayani, Banglore	080-25501733
34	Mrignayani, Chennai	044-24985497
35	Mrignayani, Raipur	9424665785
36	Mrignayani, Nagpur	8109386852
37	Mrignayani, New Delhi	9999459986
38	Arzoyi	9244027723



Disclaimer - The list is generic sellers list and not authenticated by the authorities. Buyers/sellers are requested to verify each other before any business transaction. To add your name in the list, please drop request email to exportcell@mpidc.co.in

BAMBOO

Madhya Pradesh is one of the biggest states in bamboo production as well the state has the largest forest area in India. the ancient Asian saying goes: "A man is born in a bamboo cradle and goes away in a bamboo coffin. Everything in between is possible with bamboo!" So as Madhya Pradesh can produce and export bamboo fibers, textiles, musical instruments, toys, pulp, paper, packing material, furniture, and handicraft items. **Bamboo is the ODOF product of three districts Dewas, Harda and Rewa.** (Table data source: Ministry of Commerce and WTO)



Bamboo baskets and Wickers HS Code-46012100

Exports in Rs Cr in FY

India	
2022-2023	2023-2024
0.9	1.5

Export from India - Top Countries

Rank	Country	Values in Rs Cr in FY	
		2022-23	2023-2024
1	U S A	0.02	1.2
2	Maldives	0.22	0.11
3	Seychelles	NIL	0.04



Spools, cops, bobbing, sewing thread reels made from Bamboo HS code: 46021100

Exports in Rs Cr in FY

India	
2022-2023	2023-2024
2	1.13

Export from India - Top Countries

Rank	Country	Values in Rs Cr in FY	
		2022-23	2023-2024
1	U S A	0.65	0.32
2	U K	0.05	0.14
3	FRANCE	0.19	0.13



Top Importers of the world

Rank	Country	In 2023 mn USD
	World	48
1	Italy	8
2	Greece	7
3	Spain	5
4	France	4
5	Korea	3
6	Netherlands	3
7	Japan	3
8	Germany	2
9	China	1
10	USA	1

Top Exporters of the world

Rank	Country	In 2023 mn USD
	World	94
1	China	72
2	Netherlands	4
3	Greece	10
4	Spain	2
5	Germany	2
6	Denmark	0.8
7	Austria	0.6
8	Italy	0.5
9	Belgium	0.4
10	USA	0.4



Top Importers of the world

Rank	Country	In 2023 mn USD
	World	158
1	USA	47
2	Germany	13
3	France	11
4	Japan	11
5	UK	8
6	Netherlands	8
7	Italy	6
8	Spain	5
9	Poland	4
10	Türkiye	4

Top Exporters of the world

Rank	Country	In 2023 mn USD
	World	135
1	China	10
2	Italy	7
3	Netherlands	6
4	Germany	6
5	France	2
6	Spain	2
7	USA	2
8	Poland	1
9	Hungary	1
10	Denmark	1



SWOT Analysis

Strength

- Recently growing demand for natural fiber especially bamboo yarn due to its flexibility, easy to wear and skin-friendly material creates a huge scope of industrial demand and Madhya Pradesh can fulfil it.
- Madhya Pradesh has already established a textile ecosystem where cotton-based industries flourished in the Bhopal region and man-made fiber industries flourished in the Indore region.

Weakness

- The ecosystem of bamboo-based industries in yarn, furniture, and other bamboo products is not developed. Players in bamboo products are in a nascent stage.
- All players in bamboo products have not enough capacity to promote their products at their own in export market.

Opportunities

- In the near future, the demand for bamboo yarns will grow multifold, Madhya Pradesh has capacity to tap the demand.
- Bamboo furniture is an almost untapped market and huge scope of exports. Bamboo furniture is eco-friendly and having less weight with more durability.

Threats

- Competitors in natural yarn for bamboo is cotton. Cotton yarn has an established market and acceptability and it is cheap to bamboo yarn. Bamboo has a production limit. There is no commercialization of bamboo products on mass scale.
- Bamboo even now cannot replace plastic has a liquid career due to its limited capacity to hold all types of liquid

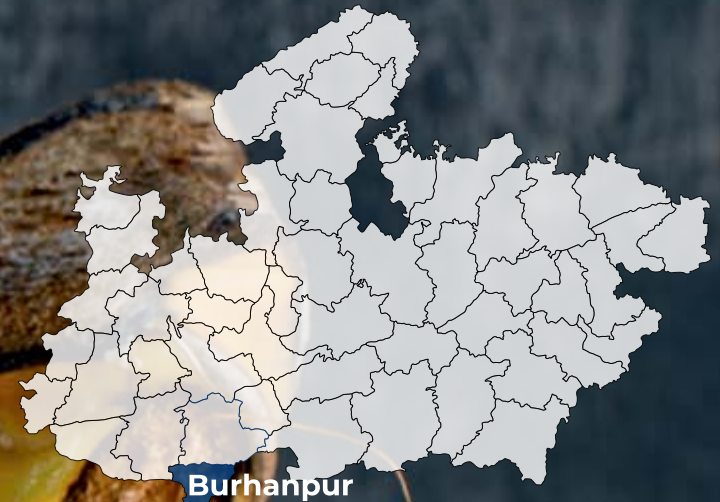
Sellers/Producers/Manufacturers/Traders

S.No.	Name/Firm	Mobile No.
1	Ajay Rathore	7999454053
2	Bharat Kumar Prajapati	9753941280
3	Ashish Gupta	9425325659
4	Lalit Soni	8819992299
5	Nitesh Sawle	9399996854
6	Hemraj	9753818068
7	Manoj Gaur	9669620835
8	Pooja Nigam	9425600982
9	Raju Banjara	7509185876
10	Rohit Bragane	6263316153
11	Asit Shah	9893086539
12	Sanjay Katare	7999535225
13	Seema Dehriya	7389596229
14	Vikas Mohrir	9893780803
15	Manish Besariya	9424400023
16	Narendra Yaduvanshi	9301810296
17	Dharmendra Roher	9981272723
18	Rahul Saxsena	9713087294
19	Shyam Rao Pandurkar	9479346903
20	Chaya Dhurve	9301766959
21	Kailash Verma	7723063620

Disclaimer - The list is generic sellers list and not authenticated by the authorities. Buyers/sellers are requested to verify each other before any business transaction. To add your name in the list, please drop request email to exportcell@mpidc.co.in

BANANAS

India is the largest producer and consumer of bananas in the world. The district of Burhanpur is a major banana-growing district where 15% of the land is under Banana cultivation. Facilities of transportation and cold storage make the export business of bananas is now lucrative. Banana is harvested throughout the year in India in favourable agro-climatic conditions. Bananas are an ODOF Product of **Burhanpur** district of MP. (Table data source: Ministry of Commerce and WTO)



Banana Fresh or Dried HS Code: 0803

Exports in Rs Cr in FY

India		Madhya Pradesh	
2022-2023	2023-2024	2022-2023	2023-2024
1,425	2,430	1.2	4.5

Export from India - Top Countries

Rank	Country	Values in Rs Cr in FY	
		2022-23	2023-2024
1	Iraq	313	708
2	Iran	315	542
3	UAE	277	435

SWOT Analysis

Strength

- Bananas production in Madhya Pradesh contributes around 15 % in the total production in India. Madhya Pradesh has a large surplus of the production for domestic and international supply.
- The main transit points for bananas are Khandwa, Burhanpur, Dhar, and Barwani.

Weakness

- The shelf life of a Banana is too short. Storage and transportation of bananas are costly.
- Agro products are highly quality-sensitive, perishable, and have cultural aspects. Indian agro-processed products are facing problems in getting international food standardization like USFDA, Halal, EU MRL etc.

Top Importers of the world

Rank	Country	In 2023 mn USD
	World	15,012
1	USA	3,147
2	Netherlands	1,177
3	Germany	1,157
4	China	1,082
5	Japan	956
6	France	883
7	UK	736
8	Belgium	676
9	Italy	624
10	Canada	504

Top Exporters of the world

Rank	Country	In 2023 mn USD
	World	10,878
1	Ecuador	3,789
2	Costa Rica	1,189
3	Guatemala	1,150
4	Netherlands	1,115
5	Colombia	915
6	Belgium	717
7	USA	527
8	Germany	314
9	France	205
10	Spain	120



Opportunities

- There is growing export markets in Nepal, Gulf countries, Malaysia, Oman, Kuwait, Iran, Qatar, etc.
- MP grows the Cavendish variety which makes it the perfect destination for investment for banana export.

Threats

- Exports face major Competition from Netherlands, China, Mexico, USA.
- Importing regulation of Agri & Food products are different in different countries.

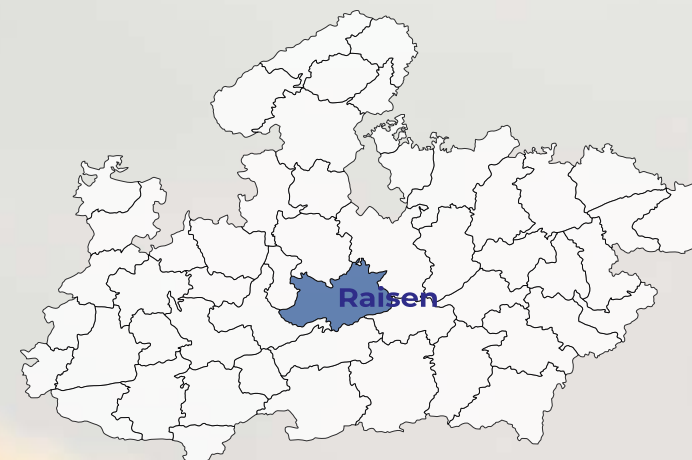
Sellers/Producers/Manufacturers/Traders

S.No.	Name/Firm	Mobile No.
1	Ajay Aswar	9098173847
2	Shaikh Javed	9826553372
3	Nivrutti Patil	9309594137
4	Palavee Koli Devanand Koli	9826763953
5	Anil Ramsingh	7067340814
6	Ajay Mahajan	7000084805
7	Bharti Bai Choudhry	7987894809
8	Balram Verma	9265501498
9	Arun Rajaram Patil	9977282577
10	Hemlal Mahajan	7987542600
11	Sunil Mahajan	8889653983
12	Sandeep Mahajan	9179221176
13	Yogesh Mahajan	9165218208
14	Ajay Mahajan	9752797562
15	Shubham Raghunath Choudhary	8435345066
16	Pooja Dadu	7089695685
17	Saksham Dihydartion Unit	9977073345
18	Navnath Kela Chips	9826763953
19	Samrth Kela Chips	7000084805
20	Mahajan Food	8889653983
21	Kalash Fruit Product	9179221176
22	Maruti Kela Chips	9165218208
23	Siraj Shree	7089579595
24	Devendra Kela Chips	9009351199
25	Shri Shyam	9131899846

Disclaimer - The list is generic sellers list and not authenticated by the authorities. Buyers/sellers are requested to verify each other before any business transaction. To add your name in the list, please drop request email to exportcell@mpidc.co.in

BASMATI RICE

India is the largest producer, consumer, and exporter of Basmati Rice. The rice exports constitute the highest agro-product exports among all cereals, vegetables, and processed products. Madhya Pradesh is upcoming state in Rice production, process and exports especially after Narmada River projects. The district of Raisen has developed good ecosystem of Basmati Rice production and exports. So Basmati rice is ODOP product of **Raisen**. (Table data source: Ministry of Commerce and WTO)



Basmati Rice HS Code: 10063020

Exports in Rs Cr in FY

India	
2022-2023	2023-2024
38,525	48,389

Export from India - Top Countries

Rank	Country	Values in Rs Cr in FY	
		2022-23	2023-2024
1	Saudi Arab	8,362	10,391
2	Iraq	3,031	7,349
3	Iran	7,838	5,626
4	Yemen	2,473	2,837



SWOT Analysis

Strength

- The recent irrigation developments in the Narmada River made Madhya Pradesh as rice-producing state in India. The state has a good number of surplus for exports also.
- Madhya Pradesh uses less pesticides and fertilizers make the agro product the best for exports.

Weakness

- Agro products are highly quality-sensitive, perishable, and have cultural aspects. Indian agro-processed products are facing problems in getting international food standardization like USFDA, Halal, EU MRL etc.

Top Importers of the world

Rank	Country	In 2023 mn USD
	World	10,092
1	USA	1,334
2	China	1,037
3	Malaysia	808
4	Japan	737
5	South Africa	618
6	France	497
7	Canada	449
8	Türkiye	448
9	Germany	423
10	UK	377

Top Exporters of the world

Rank	Country	In 2023 mn USD
	World	20,099
1	India	9,969
2	Thailand	4,537
3	USA	1,393
4	Italy	845
5	China	771
6	Belgium	293
7	Netherlands	275
8	Australia	236
9	Paraguay	236
10	Türkiye	170



Opportunities

- The production of rice in other states are more saturated, but in Madhya Pradesh it is growing. The state has good numbers of processing house and day by day it is growing in massive pace.

Threats

- Due to domestic concerns, rice exports are now under the watchlist category.

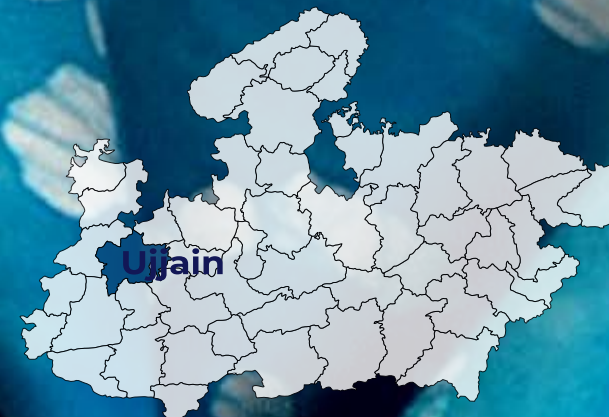
Sellers/Producers/Manufacturers/Traders

S.No.	Name/Firm	Mobile No.
1	Dawat Foods Pvt Ltd.	9993575206
2	Ss International Ltd	9981513248
3	Narmada Cereal Pvt Ltd.	9810069611
4	Shivam Foods	9893602244
5	Rathi Rice And Agro Industries	9630660022
6	Aparna Foods Pvt.Ltd.	9425654210
7	Alayana Industries	9993158946
8	Rewa Rice	9893672370
9	Jai Shree Krishna Rice Mill	9883904888
10	Mahalaxmi Industries	9827004482
11	Agronation India Ventures Pvt.Ltd.	9981001426
12	Axsa Rice Mill	8827785942
13	Royal Green Pvt.Ltd	9926325786
14	R D Industries	9425019263
15	Majestic Basmati Rice	8103865444
16	Sanatan Agri Food Ltd	9997814535
17	T Ss Foods	9425036005
18	Sagar Rice Mills	9669766827
19	Gairatganj Agro Producer Company Limited	9098884652
20	Sambodhi Producer Company Limited	Raisen
21	Gairatganj Jaikisan Producer Company Limited	Raisen
22	Silwani Indradhanush Producer Company Limited	Raisen
23	Begamganj Seeds Producer Company Limited	Raisen
24	Raisen Giriraj Producer Company Limited	Raisen

Disclaimer - The list is generic sellers list and not authenticated by the authorities. Buyers/sellers are requested to verify each other before any business transaction. To add your name in the list, please drop request email to exportcell@mpidc.co.in

BATIK PRINT- GI PRODUCT

Batik is a technique of wax-resist dyeing applied to whole cloth, or cloth made using this technique. Batik is made either by drawing dots and lines of the resist with a spouted tool called a canting, or by printing the resist with a copper stamp called a cap. The district of Ujjain has good number of Batik Print Artists. Due to efforts by Sant Ravidas Madhya Pradesh Hastashilp Evam Hathkargha Vikas Nigam Limited, the art, and the product got a Geographical Indication tag for the district of **Ujjain** in 2023.



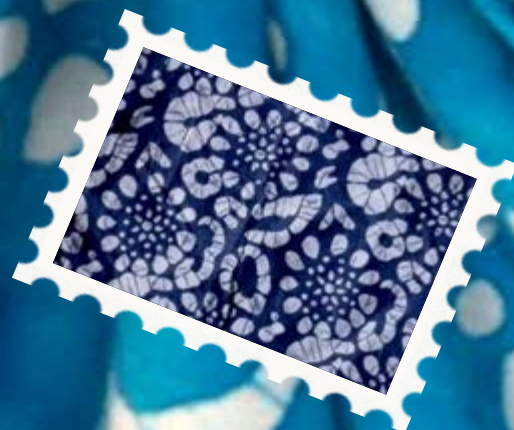
Geographical Indications	Ujjain Batik Print
GI Registered User	1. Sant Ravidas Madhya Pradesh Hastashilp Evam Hathkargha Vikas Nigam Limited 2. Deen Dayal Mahila Rangai Chhapai, Silai, Kadhai Bahudesiya Antyodaya Sahkari Sanstha
Applicant Address	1. Hasta Shilp Bhawan, Hamida Road, Bhopal – 462 001 2. Idhavat Marg, Todi Mohalla, Gali No.3, Bhairavgarh, Ujjain - 456 003
Registration Valid Upto	07/02/2032

SWOT Analysis

Strength	Weakness
<ul style="list-style-type: none"> • Geographical Indication product has huge potential in Exports. GI product has its own strength of branding and marketing. Since it is a textile product, there are not many challenges from the supply side. 	<ul style="list-style-type: none"> • The product has no specific HS code, so domestic turnover or export data is not available. • The product has not developed its international market yet even Indian textile and handloom products have a huge market outside. Production requires huge water.

Opportunities

Opportunities	Threats
<ul style="list-style-type: none"> • Due to increased e-commerce and publicity of GI products, Batik Print has a huge opportunity in the domestic and international markets. Processors are now equipped with export knowledge and will contribute to exports. 	<ul style="list-style-type: none"> • In handloom products, there are many competitions from various field. There are always chances for duplicity and misinformation about the product in the market.



Sellers/Producers/Manufacturers/Traders

S.No.	Name/Firm	Mobile No.
1	Mrignayani, Gtb Complex Bhopal	0755-2761656
2	Mrignayani, Bittan Market Bhopal	0755-2676937
3	Mrignayani, Gohar Mahal Bhopal	0755-2730875
4	Mrignayani, Vallabh Bhawan Bhopal	9424441168
5	Mrignayani, Bhopal Hat Bhopal	8788593996
6	Mrignayani, Jawahar Chowk Bhopal	9826492411
7	Mrignayani, Hotel Tansen Gwalior	0751-2234505
8	Mrignayani, Sarafa Bajar Gwalior	0751-2636545
9	Mrignayani, Palika Bajar Indore	0731-4949196
10	Mrignayani, Dodi Counter Sehore	9770767870
11	Mrignayani, Khajuraho	9179457071
12	Mrignayani, Orcha	07680-252016
13	Mrignayani, Pachmari	07578-252659
14	Mrignayani, Jabalpur	0761-2411690
15	Mrignayani, Sanchi	9893414491
16	Mrignayani, Khargone (Maheshwar)	7987562903
17	Mrignayani, Chindwara	9407024145
18	Mrignayani, Betul	9644713267
19	Mrignayani, Sagar	7898941286
20	Mrignayani, Hoshangabad	9340616088
21	Mrignayani, Chanderi	8109953558
22	Mrignayani, Mandla	7067827417
23	Mrignayani, Bandhavghadh	6260044795
24	Mrignayani, Goa	0832-2438553
25	Mrignayani, Mumbai	022-22182114

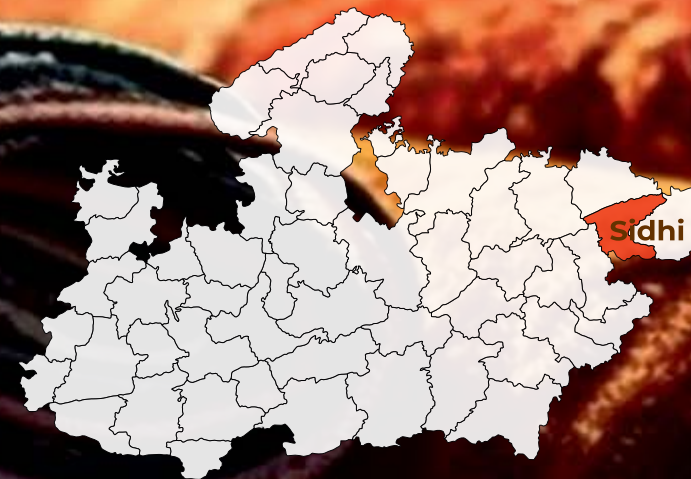
S.No.	Name/Firm	Mobile No.
26	Mrignayani, Vashi Mumbai	9987763917
27	Mrignayani, Noida	0120-2450832
28	Mrignayani, Ahmedabad	079-40095730
29	Mrignayani, Kevadia Gujarat	7874340435
30	Mrignayani, Jaipur	0141-2379578
31	Mrignayani, Calicut Kerala	0495-2721542
32	Mrignayani, Kolkatta	033-23556326
33	Mrignayani, Banglore	080-25501733
34	Mrignayani, Chennai	044-24985497
35	Mrignayani, Raipur	9424665785
36	Mrignayani, Nagpur	8109386852
37	Mrignayani, New Delhi	9999459986



Disclaimer - The list is generic sellers list and not authenticated by the authorities. Buyers/sellers are requested to verify each other before any business transaction. To add your name in the list, please drop request email to exportcell@mpidc.co.in

CARPET/PANJ DARI

A carpet is a textile floor covering typically consisting of an upper layer of pile attached to a backing. The pile was traditionally made from wool, but now cotton fibers, nylon, or polyester are prominently used. The district of Sidhi is home to traditional 'panja dari' and carpet weavers. With very beautiful designs, vibrant colours, rich textiles and high durability of more than 50 years, the panja daris and carpets of Sidhi are the hallmarks of quality and beauty. Carpet is ODO product of Sidhi. (Table data source: Ministry of Commerce and WTO)



Carpets And Other Textile Floor Coverings HS Code: 57

Exports in Rs Cr in FY

India	
2022-2023	2023-2024
14,700	15,530

Export from India - Top Countries

Rank	Country	Values in Rs Cr in FY	
		2022-23	2023-2024
1	U S A	8,491	9,009
2	Germany	748	833
3	U K	673	816
4	Australia	621	600

Imports in Rs Cr in FY

India	
2022-2023	2023-2024
1,297	1,303

Top Importers of the world

Rank	Country	In 2023 mn USD
	World	12,217
1	Italy	3,428
2	Greece	1,173
3	Spain	1,113
4	France	669
5	Korea	563
6	Netherlands	557
7	Japan	492
8	Germany	363
9	China	302
10	USA	281

Top Exporters of the world

Rank	Country	In 2023 mn USD
	World	9,556
1	Türkiye	2,814
2	Netherlands	1,390
3	Belgium	1,174
4	USA	753
5	Germany	636
6	Poland	321
7	UK	302
8	France	251
9	Italy	233
10	Denmark	197



SWOT Analysis

Strength

- The district of Sidhi is home to traditional 'panja dari' and carpet weavers.
- The logistic problems of Sidhi are now solved due to the construction of four lane road in the district.

Weakness

- Panj Dari has excellent quality, but its export market is not developed like another carpet-making regions due to a lack of marketing and branding.

Opportunities

- Due to the promotion of ODO products and good logistic connectivity, the product has bright future in exports.

Threats

- Carpet market has tough competition with China. In India also, machine made carpet industries are well placed in exports than hand-made carpet.

Sellers/Producers/Manufacturers/Traders

S.No.	Name/Firm	Mobile No.
1	Mrignayani, Gtb Complex Bhopal	0755-2761656
2	Mrignayani, Bittan Market Bhopal	0755-2676937
3	Mrignayani, Gohar Mahal Bhopal	0755-2730875
4	Mrignayani, Vallabh Bhawan Bhopal	9424441168
5	Mrignayani, Bhopal Hat Bhopal	8788593996
6	Mrignayani, Jawahar Chowk Bhopal	9826492411
7	Mrignayani, Hotel Tansen Gwalior	0751-2234505
8	Mrignayani, Sarafa Bajar Gwalior	0751-2636545
9	Mrignayani, Palika Bajar Indore	0731-4949196
10	Mrignayani, Dodi Counter Sehore	9770767870
11	Mrignayani, Khajuraho	9179457071
12	Mrignayani, Orcha	07680-252016
13	Mrignayani, Pachmari	07578-252659
14	Mrignayani, Jabalpur	0761-2411690
15	Mrignayani, Sanchi	9893414491
16	Mrignayani, Khargone (Maheshwar)	7987562903
17	Mrignayani, Chindwara	9407024145
18	Mrignayani, Betul	9644713267
19	Mrignayani, Sagar	7898941286
20	Mrignayani, Hoshangabad	9340616088
21	Mrignayani, Chanderi	8109953558
22	Mrignayani, Mandla	7067827417
23	Mrignayani, Bandhavgad	6260044795
24	Mrignayani, Goa	0832-2438553
25	Mrignayani, Mumbai	022-22182114

S.No.	Name/Firm	Mobile No.
26	Mrignayani, Vashi Mumbai	9987763917
27	Mrignayani, Noida	0120-2450832
28	Mrignayani, Ahmedabad	079-40095730
29	Mrignayani, Kevadia Gujarat	7874340435
30	Mrignayani, Jaipur	0141-2379578
31	Mrignayani, Calicut Kerala	0495-2721542
32	Mrignayani, Kolkatta	033-23556326
33	Mrignayani, Banglore	080-25501733
34	Mrignayani, Chennai	044-24985497
35	Mrignayani, Raipur	9424665785
36	Mrignayani, Nagpur	8109386852
37	Mrignayani, New Delhi	9999459986



Disclaimer - The list is generic sellers list and not authenticated by the authorities. Buyers/sellers are requested to verify each other before any business transaction. To add your name in the list, please drop request email to exportcell@mpidc.co.in

CHANDERI HANDLOOM: GI PRODUCT



The chanderi Sarees have an elegant drape perfect for those flowy-pallu poses and fluffy pleats. This treasured handloom weave is an art form from Chanderi city of Madhya Pradesh. The finesse of the weave comes from a combination of soft cotton and silk yarns highlighting small golden and silver motifs and borders. The weave has a unique texture on feel, and transparent fabric qualities, is light in weight and comes in many solid colour shades all accentuated by glossy motifs. Due to its distinguished characteristics Chanderi Saree was awarded Geographical Indication Tag for Chanderi in 2005. The District of **Ashoknagar** adopted Chanderi Handloom as its ODOP product.

Geographical Indications	Chanderi Sarees
GI Registered User	Chanderi Development Foundation
Applicant Address	Chanderi Development Foundation, Old Telephone Exchange Building, Rajghat Road, Chanderi, Madhya Pradesh

SWOT Analysis

Strength	Weakness
<ul style="list-style-type: none"> Geographical Indication product has huge potential in Exports. GI product has its own strength of branding and marketing. Since it is a textile product, there are not many challenges from the supply side. 	<ul style="list-style-type: none"> The product has no specific HS code, so domestic turnover or export data is not available. The product has not developed its international market yet even Indian textile and handloom products have a huge market outside.

Opportunities

Opportunities	Threats
<ul style="list-style-type: none"> Due to increased e-commerce and publicity of GI products, Chanderi Handloom has a huge opportunity in the domestic and international markets. Processors are now equipped with export knowledge and will contribute to exports. 	<ul style="list-style-type: none"> In handloom handcraft products, there are many competitions from various fields. There are always chances for duplicity and misinformation about the product in the market.



Sellers/Producers/Manufacturers/Traders

S.No.	Name/Firm	Mobile No.
1	Mrignayani, Gtb Complex Bhopal	0755-2761656
2	Mrignayani, Bittan Market Bhopal	0755-2676937
3	Mrignayani, Gohar Mahal Bhopal	0755-2730875
4	Mrignayani, Vallabh Bhawan Bhopal	9424441168
5	Mrignayani, Bhopal Hat Bhopal	8788593996
6	Mrignayani, Jawahar Chowk Bhopal	9826492411
7	Mrignayani, Hotel Tansen Gwalior	0751-2234505
8	Mrignayani, Sarafa Bajar Gwalior	0751-2636545
9	Mrignayani, Palika Bajar Indore	0731-4949196
10	Mrignayani, Dodi Counter Sehore	9770767870
11	Mrignayani, Khajuraho	9179457071
12	Mrignayani, Orcha	07680-252016
13	Mrignayani, Pachmari	07578-252659
14	Mrignayani, Jabalpur	0761-2411690
15	Mrignayani, Sanchi	9893414491
16	Mrignayani, Khargone (Maheshwar)	7987562903
17	Mrignayani, Chindwara	9407024145
18	Mrignayani, Betul	9644713267
19	Mrignayani, Sagar	7898941286
20	Mrignayani, Hoshangabad	9340616088
21	Mrignayani, Chanderi	8109953558
22	Mrignayani, Mandla	7067827417
23	Mrignayani, Bandhavgad	6260044795
24	Mrignayani, Goa	0832-2438553
25	Mrignayani, Mumbai	022-22182114

S.No.	Name/Firm	Mobile No.
26	Mrignayani, Vashi Mumbai	9987763917
27	Mrignayani, Noida	0120-2450832
28	Mrignayani, Ahmedabad	079-40095730
29	Mrignayani, Kevadia Gujarat	7874340435
30	Mrignayani, Jaipur	0141-2379578
31	Mrignayani, Calicut Kerala	0495-2721542
32	Mrignayani, Kolkatta	033-23556326
33	Mrignayani, Banglore	080-25501733
34	Mrignayani, Chennai	044-24985497
35	Mrignayani, Raipur	9424665785
36	Mrignayani, Nagpur	8109386852
37	Mrignayani, New Delhi	9999459986
38	Aditya Shekshanik	9669100500



Disclaimer - The list is generic sellers list and not authenticated by the authorities. Buyers/sellers are requested to verify each other before any business transaction. To add your name in the list, please drop request email to exportcell@mpidc.co.in

CHICKPEAS/DESI CHANA

Madhya Pradesh leads India in pulses/Grams production, with chickpeas being the main protein source. India is a major importer of pulses, including Gramsin, due to a deficit. Chickpeas are cultivated in Desi and Kabuli ratios, with chana accounting for 45% of total pulses. Chana contributes to over 75% of global production. District of Damoh has chosen Gram as the ODOP Product. (Table data source: Ministry of Commerce and WTO)

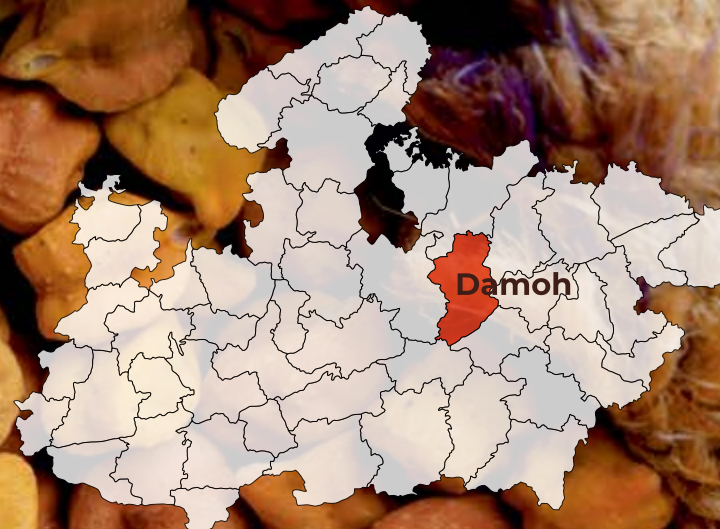
Gram HS Code: 07132020

Exports in Rs Cr in FY

India		Madhya Pradesh	
2022-2023	2023-2024	2022-2023	2023-2024
944	396	19	22

Export from India - Top Countries

Rank	Country	Values in Rs Cr in FY	
		2022-23	2023-2024
1	Bangladesh	499	180
2	UAE	194	83
3	UK	13	21
4	USA	12	20



Imports in Rs Cr in FY

India	
2022-2023	2023-2024
269	929



Import from India - Top Countries

Rank	Country	Values in Rs Cr in FY	
		2022-23	2023-2024
1	Tanzania	656	252
2	Myanmar	45	5
3	Uganda	12	0
4	Singapore	10	0
5	Malawi	5	11



Top Importers of the world

Rank	Country	In 2023 mn USD
	World	
	833	
1	Türkiye	296
2	USA	84
3	Spain	76
4	Italy	61
5	UK	51
6	Canada	50
7	France	23
8	Germany	21
9	China	20
10	Belgium	18

Top Exporters of the world

Rank	Country	In 2023 mn USD
	World	
	3,439	
1	Australia	454
2	Türkiye	307
3	Canada	226
4	India	222
5	USA	106
6	Argentina	40
7	France	18
8	Netherlands	12
9	Belgium	12
10	Italy	8

Swot Analysis

Strength

- India, the world's largest pulse producer, is developing an ecosystem for production, processing, packaging, and marketing of pulses and Grams in Madhya Pradesh, following Rajasthan.
- The state is implementing a policy framework to boost crop productivity, incentivize investors, and create a conducive industry environment, particularly focusing on Gram crops.

Weakness

- India is a pulses deficit country and the largest importer in the world. So exports of the pulses are always on the watchlist subject to supply and demand in the local market.
- Even though Madhya Pradesh is the second largest producer of pulses, its strength in exports in Grams is not exploited to the fullest extent.

Opportunities

- Large-scale investment in food processing industries, increasing production through planned irrigation, entry of new entrepreneurs, and awareness about exports are creating new opportunities for exports.
- District Damoh established several FPO, Brands, processing, and packaging units for Gram creating large opportunities in import substitution and export generation.

Threats

- The growing domestic price of pulses always creates suspicion in the export market of pulses.
- Farmers in the region due to local conditions sometimes divert towards rice and paddy in place of pulses.

Sellers/Producers/Manufacturers/Traders

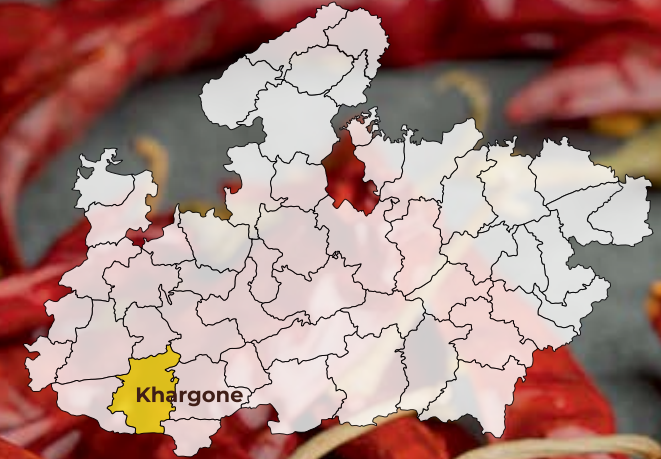
S.No.	Name/Firm	Mobile No.
1	Kamalbhan Singh Rajput	9424589424
2	Vidhyarani	7898837362
3	Sanjay Rai	9425096831
4	Jay Kumar Jain	9981280569
5	Dwarka Prasad	6263672876
6	Revaram	9691145137
7	Lakhan Singh	9993670775
8	Chandabai Jain	9630545234
9	Prahlad Singh Rajpoot	9425160451
10	Adarsh Mishra	9713949614
11	Yogendra Bahadur Singh	8717984193
12	Ramgopal Patel	7566060214
13	Dinesh Ahirwal	7806075994
14	Than Singh	6260428399
15	Pooja Patel	6264372181
16	Premrani Patel	6265909562
17	Himmat Singh Gound	6263898197
18	Shailendra Kumar Dubey	9425434746
19	Soyal Kumar Jain	9993024834
20	Mulam Singh	9755527800
21	Sonam Tiwari	7049621962
22	Krishnakant Dubey	9098907196
23	Brajesh Sahu	9589272343
24	Ramnaresh Patel	9300656199
25	Balwant Singh Thakur	8770370415

S.No.	Name/Firm	Mobile No.
26	Durga Prasad	6264588127
27	Shailendra Tiwari	9827535321
28	Onkar Prasad Sahu	9827051228
29	Navita Sahu	7400577592
30	Vinita Bai	9589805080
31	Kishan Pal	8462003413
32	Ajeet Singh Ghosi	9685188092
33	Suresh Chand Jain	8839019760
34	Gopat Singh	7828901187
35	Surendra Gound	6263343284
36	Kamlesh Kalar	9340127981
37	Latori	6261974631
38	Baini Bai Ghosi	6260064261
39	Mihilal Gound	8103957243
40	Kamlesh	7805074989
41	Mangal Prasad Tiwari	8435564718
42	Mihi Lal Patel	9131083499
43	Malti Shrivastava	6264629303
44	Anurag Shrivastava	8982225574
45	Trilok Singh Gour	9993189724
46	Kunja Patel	9770080078
47	Dinesh Patel	8839261350
48	Kartar Singh Lodhi	7415697637
49	Shalakram Patel	7898599493
50	Kavita Rani Patel	9993750605

Disclaimer - The list is generic sellers list and not authenticated by the authorities. Buyers/sellers are requested to verify each other before any business transaction. To add your name in the list, please drop request email to exportcell@mpidc.co.in

CHILLI/MIRCHI

India is the largest producer, consumer, and exporter of chili in the world. Chilli contributes 31% of the total spice export from India. India nearly contributes 55% of the total world chili production. Green and Red are famous variety of Chili while Red Chili, its flakes, its powder are more suitable for exports. Madhya Pradesh is one of the largest producers of Chilli while Andhra Pradesh remains at the top position. Chilli is an ODO product of the **Khargone** District of MP. (Table data source: Ministry of Commerce and WTO)



Green Chili HS Code: 07096010

Exports in Rs Cr in FY

India	
2022-2023	2023-2024
370	459

Export from India - Top Countries

Rank	Country	Values in Rs Cr in FY	
		2022-23	2023-2024
1	UAE	266	296
2	Bangladesh	4	52
3	Kuwait	10	28
4	Oman	18	18

Chilli Powder HS Code: 09042211

Exports in Rs Cr in FY

India		Madhya Pradesh	
2022-2023	2023-2024	2022-2023	2023-2024
1,187	1,524	26	19

Export from India - Top Countries

Rank	Country	Values in Rs Cr in FY	
		2022-23	2023-2024
1	UAE	266	296
2	Bangladesh	4	52
3	Kuwait	10	28
4	Oman	18	18



Top Importers of the world

Rank	Country	In 2023 mn USD
	World	
	World	6,784
1	USA	2,097
2	Germany	1,054
3	UK	589
4	France	386
5	Canada	350
6	Netherlands	246
7	Poland	177
8	Austria	174
9	Italy	163
10	Belgium	124

Top Exporters of the world

Rank	Country	In 2023 mn USD
	World	
	World	4,938
1	Spain	1,740
2	Netherlands	1,160
3	Canada	525
4	USA	293
5	Türkiye	273
6	China	198
7	France	119
8	Belgium	104
9	Austria	87
10	Korea	65



Imports in Rs Cr in FY

India	
2022-2023	2023-2024
4	18



Top Importers of the world

Rank	Country	In 2023 mn USD
	World	6,784
1	USA	315
2	UK	65
3	Japan	59
4	Germany	55
5	Canada	44
6	Spain	36
7	Netherlands	32
8	France	25
9	Poland	20
10	Australia	19

Top Exporters of the world

Rank	Country	In 2023 mn USD
	World	6,784
1	China	296
2	Spain	84
3	Germany	76
4	USA	61
5	Netherlands	51
6	Peru	50
7	Korea	23
8	Türkiye	21
9	Austria	20
10	France	18

Chilli Sauce HS Code: 21039020

Exports in Rs Cr in FY

India	
2022-2023	2023-2024
35	62



Chili Seeds HS Code: 12099170

Exports in Rs Cr in FY

India	
2022-2023	2023-2024
120	94



Swot Analysis

Strength

- The Red Chili of Madhya Pradesh has very high-quality Capsaicin which gives pungency also it has a high intensity of red.
- It is in huge demand due to its rich aroma, prickly hot taste, and rich red colour.

Weakness

- Agro products are highly quality-sensitive, perishable, and have cultural aspects. Indian agro-processed products are facing problems in getting international food standardization like USFDA, Halal, EU MRL etc.
- Logistic constraints like timing to reach in international market, refrigerated cargo cost and comparative price are the main weaknesses of agro and food processing industries.

Opportunities

- Chilli as raw as well as processed both have good market. red chili, powder, green chili cut dried, fresh chilli, red chilli powder, and Dried green chili are having huge demand in the European market as well in the USA.
- Madhya Pradesh is offering huge investment opportunities to lead the country in terms of chili and its by-product exports.

Threats

- India is a major producer of Chili in the world, but it does not come under the top 10 Exporters of the world since domestic demand is huge. Major Competitors are Spain, Mexico, Netherlands, China, USA, Canada.
- Importing regulations of Agri and food products are different in different countries.

Sellers/Producers/Manufacturers/Traders

S.No.	Name/Firm	Mobile No.
1	Kundan Singh Tomar	7999797106
2	Phoolsingh	9529674117
3	Sachin Yadav	9165888077
4	Anil Patil	9753063658
5	Rajni	9770529433
6	Pitaram Aarya	9111293535
7	Ramesh Waskale	8888988480
8	Mukesh	8435552988
9	Sangita Bai Chouhan	9343827077
10	Pradhyumn Gurjar	8518002090
11	Trilok Patidar	7869466299
12	Nilesh Patidar	7489595329
13	Laxman Ingale	9926287300
14	Vijayshri Gupta	9977915579
15	Bharti Birla	9926703627
16	Shivam Patel	9977646275
17	Ramkaran	9753123672
18	Nilesh Patidar	8871729207
19	Akshay Kanungo	7999366920
20	Ajay Mandloi	9827986737
21	Sudhir Surae	8224865108
22	Ratan Waskale	8269810291
23	Sohan	9752119265
24	Arjun Yadav	6265678515
25	Yashvant Singh	8518050223

S.No.	Name/Firm	Mobile No.
26	Rahul Singh Chauhan	9669883348
27	Nitesh Sharma	8839413935
28	Jagan	7693026722
29	Kashiram	9753921811
30	Payal Jain	8435658797
31	Shriram Soni	8966900119
32	Rahul Malviya	9575818916
33	Omprakash Patidar	9399091808
34	Jaymal Panwar	9479455631
35	Sanjeev Pathak	9893369906
36	Nilesh Chokde	8871157459
37	Jaymal Panwar	7049290604
38	Maya Bai	6261771711
39	Suresh	9755033766
40	Yashwant Choudhary	9575662669
41	Nilesh Patidar	8120812423
42	Kailash	7724087164
43	Ruchi Jain	9584012676
44	Jitendra Chouhan	7828965337
45	Yash Patidar	8458822158
46	Annपूर्ना Bai	6260255849
47	Dashrath Birla	7772803350
48	Vijendra Singh	8815444496
49	Rahul Chouhan	7697643009
50	Babin Bamniya	6264525490

Disclaimer - The list is generic sellers list and not authenticated by the authorities. Buyers/sellers are requested to verify each other before any business transaction. To add your name in the list, please drop request email to exportcell@mpidc.co.in

CHINNOR RICE- GI PRODUCT



Chinnor Rice is a Geographical Indication Tag (GI Tag) product of Madhya Pradesh. The rice has a distinct size, aroma, and taste, making it a suitable case for GI Tag. This GI tag product has no separate HS Code, so specific export data is not available. As the name indicates, rice grains or fractured during the milling process. The chalky loamy soil found in Balaghat creates favourable conditions for rice production there. That is why Balaghat is also called the rice bowl of Madhya Pradesh. The cultivation of this rice requires well-prepared fields and extra care. The fields must be well watered and must be taken extra care of to maintain the purity of the grain. The organic manure is applied for its cultivation and to maintain the taste and smell of the rice. To maintain the originality of the rice variety called Chinnor, the cultivators pick the panicles of the crop from the field before harvesting it and put them for drying. Chinnor rice has a specialty in that it has a specific aroma even when it is uncooked and has a delightful taste. The aroma grows when it is cooked. Chinnor Rice is an ODOP product of the **Balaghat** district of MP. (Table data source: Ministry of Commerce and WTO)



Geographical Tag information for Chinnor Rice

Geographical Indications	Balaghat Chinnor
Registered Authorised User	Balaghat Chinnor UtpadakSahkari Samiti Maryadit Balaghat
Applicant Address	Jodapat, Kaydi, Waraseoni, District: Balaghat – 481 331, Madhya Pradesh, India
Registration Valid Upto	02/10/2029

Imports in Rs Cr in FY

India	
2022-2023	2023-2024
34	30



Rice other than basmati HS Code: 10063090

Exports in Rs Cr in FY

India		Madhya Pradesh	
2022-2023	2023-2024	2022-2023	2023-2024
17,778	7,022	718	301

Export from India - Top Countries

Rank	Country	Values in Rs Cr in FY	
		2022-23	2023-2024
1	Kenya	1,444	1,128
2	Mozambique	898	677
3	Cameroon	1114	546



Top Importers of the world

Rank	Country	In 2023 mn USD
	World	10,092
1	USA	1334
2	China	1037
3	Malaysia	808
4	Japan	737
5	South Africa	618
6	France	497
7	Canada	449
8	Türkiye	448
9	Germany	423
10	UK	377

Top Exporters of the world

Rank	Country	In 2023 mn USD
	World	20,069
1	India	9,970
2	Thailand	4,537
3	USA	1,393
4	Italy	845
5	China	771
6	Belgium	293
7	Netherlands	275
8	Australia	236
9	Paraguay	236
10	Türkiye	170

Sellers/Producers/Manufacturers/Traders

S.No.	Name/Firm	Mobile No.
1	Lal Barra Chinnore Farmer Producer Company	0755-2761656
2	Chinnor Valley Farmer Producer Company	0755-2676937
3	Aashtha Crop Producer Company Limited	0755-2730875
4	Vidhata Crop Producer Company Limited	9424441168

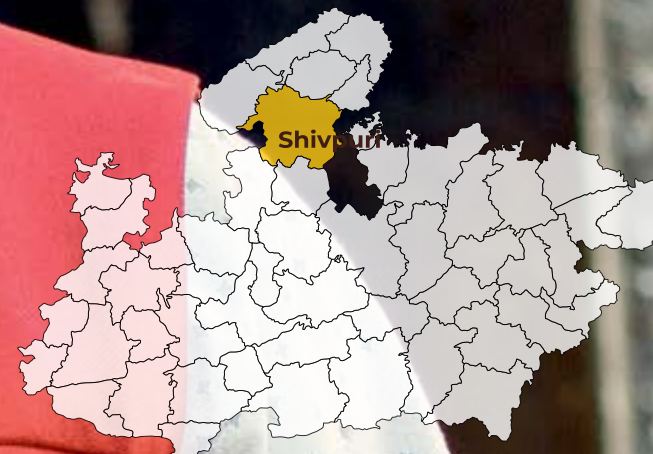
Disclaimer - The list is generic sellers list and not authenticated by the authorities. Buyers/sellers are requested to verify each other before any business transaction. To add your name in the list, please drop request email to exportcell@mpidc.co.in

SWOT Analysis

Strength	Weakness	Opportunities	Threats
<ul style="list-style-type: none"> Geographical Indication product has huge potential in Exports. GI product has its own strength of branding and marketing. Since it is an agro product, there is no problem from supply side. 	<ul style="list-style-type: none"> The product has no specific HS code, so domestic turnover or export data is not available. Chinnor rice growing region is relatively far from the port so there are logistic challenges. The product has not developed its international market yet. 	<ul style="list-style-type: none"> Due to increased e-commerce and publicity of GI products, Chinnor Rice has a huge opportunity in the domestic and international markets. Farmers and processors are now equipped with export knowledge and will contribute in exports. 	<ul style="list-style-type: none"> Agro products are subject to quality, taste and cultural aspects. If the product could not be absorbed in local culture, there will be no development in Exports.

CLOTH JACKET

Shivpuri is famous for Nehru Jackets. It is named after Pundit Jawaharlal Nehru, who was an important part of the Indian independence movement and became the first Prime Minister of India. The feature that distinguishes this jacket from a normal suit jacket is its mandarin collar, which was originally a part of court dress in northern India. The jacket is the most famous among politicians, and bureaucrats and is also famous in Indian traditional wear. The district of **Shivpuri** adopted a Cloth Jacket as its ODOP product. (Table data source: Ministry of Commerce and WTO)



Men or Boy's Jackets and Blazers of Cotton HS Code: 610332

Exports in Rs Cr in FY

India		Madhya Pradesh	
2022-2023	2023-2024	2022-2023	2023-2024
604	533	370	459

Imports in Rs Cr in FY


India	
2022-2023	2023-2024
58	63

Top Importers of the world

Rank	Country	In 2023 mn USD
	World	218
1	Hong Kong	23
2	Germany	28
3	Italy	21
4	USA	16
5	Netherlands	13
6	France	12
7	UK	11
8	Japan	10
9	China	7
10	Spain	7

Export from India - Top Countries

Rank	Country	Values in Rs Cr in FY	
		2022-23	2023-2024
1	USA	376	304
2	Netherlands	22	40
3	Italy	42	29



Top Exporters of the world

Rank	Country	In 2023 mn USD
	World	1,181
1	China	987
2	Hong Kong	45
3	Türkiye	40
4	Portugal	22
5	Germany	18
6	Italy	17
7	France	5
8	UK	5
9	Romania	5
10	Netherlands	4

Women or Girls Jackets of Cotton HS Code: 610432

Exports in Rs Cr in FY

India		Madhya Pradesh	
2022-2023	2023-2024	2022-2023	2023-2024
83	67	6	4.1

Imports in Rs Cr in FY

India	
2022-2023	2023-2024
7	5

Export from India - Top Countries

Rank	Country	Values in Rs Cr in FY	
		2022-23	2023-2024
1	USA	39	26
2	Germany	11	13
3	Spain	56	5



Top Importers of the world

Rank	Country	In 2023 mn USD
	World	273
1	Hong Kong	54
2	Germany	33
3	USA	22
4	France	20
5	Italy	19
6	China	12
7	Netherlands	12
8	UK	9
9	Austria	9
10	Switzerland	7

Top Exporters of the world

Rank	Country	In 2023 mn USD
	World	1,789
1	China	1,562
2	Italy	45
3	Türkiye	30
4	Hong Kong	26
5	Germany	20
6	Portugal	15
7	Netherlands	15
8	France	12
9	USA	11
10	Romania	5

Jackets and Blazers of Cotton HS Code: 620332

Exports in Rs Cr in FY

India	
2022-2023	2023-2024
604	533

Export from India - Top Countries

Rank	Country	Values in Rs Cr in FY	
		2022-23	2023-2024
1	U S A	376	304
2	Netherland	22	40
3	Italy	42	29

Imports in Rs Cr in FY

India	
2022-2023	2023-2024
33	30



Imports in Rs Cr in FY

India	
2022-2023	2023-2024
58	63



Top Importers of the world

Rank	Country	In 2023 mn USD
	World	
	World	1,232
1	France	123
2	China	114
3	Hong Kong	105
4	Germany	103
5	USA	100
6	Korea	71
7	Spain	66
8	Italy	65
9	UK	58
10	Netherlands	54

Top Exporters of the world

Rank	Country	In 2023 mn USD
	World	
	World	3,145
1	China	2,210
2	France	137
3	Italy	122
4	Türkiye	103
5	Hong Kong	81
6	USA	73
7	Germany	72
8	Spain	65
9	Poland	59
10	Netherlands	38

Top Importers of the world

Rank	Country	In 2023 mn USD
	World	
	World	934
1	Germany	113
2	France	93
3	USA	74
4	Italy	70
5	China	63
6	Hong Kong	52
7	UK	47
8	Japan	42
9	Netherlands	41
10	Korea	40

Top Exporters of the world

Rank	Country	In 2023 mn USD
	World	
	World	1,571
1	China	930
2	Italy	110
3	France	92
4	Hong Kong	79
5	Germany	57
6	Türkiye	45
7	Netherlands	31
8	Portugal	26
9	Poland	20
10	Spain	19

Swot Analysis

Strength

- Indian cloth short jackets are now famous in the international market. It is adaptable to all weathers including summer. The district Shivpuri developed a network of artisans and traders making it more suitable for exports.

Weakness

- Shivpuri is the largest hub of Cotton Jackets production in Madhya Pradesh, even its share in Indian export of Cotton Jackets is also not encouraging.

Opportunities

- E-commerce made small and remote-located manufactures approachable to the world market. A dedicated activity of marketing and branding will lead to an increase in exports.

Threats

- Indian Cloth Jackets have limited outreach in the export market compared to Western suites. Bangladesh and Vietnam are emerging the largest suppliers of readymade garments which pose threat to Indian textile industries.

Jackets of Cotton HS Code: 620432

Exports in Rs Cr in FY

India	
2022-2023	2023-2024
350	456

Export from India - Top Countries

Rank	Country	Values in Rs Cr in FY	
		2022-23	2023-2024
1	U S A	166	196
2	France	26	52
3	U K	31	40

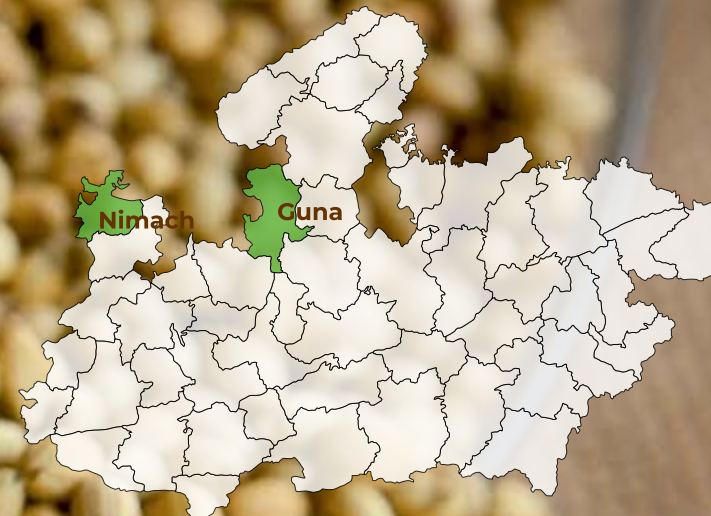
Sellers/Producers/Manufacturers/Traders

S.No.	Name/Firm	Mobile No.
1	Betu Garments	9425710045
2	Shivam Kumar Sandesh Kumar	9131862547
3	Paras Jacket	7999028990
4	Krishna Jacket Store	9893834365
5	Balaji Cosytalaya	9131862547
6	Binadal Jacket Store	8871402089
7	Jai Maa Sharda Jacket	9993588359
8	Tulsi Garments	9993588359
9	Fairy Jacket	8839856150
10	Sankat Mochan Christian Store	9893512568
11	Divya Creation	9691039576
12	Akash Christian	7869095630
13	Indicative Jacket	9584272622
14	Alina Jacket	9893205204
15	Saurabh Innerprages	6260558403
16	Nikhil Innerprages	7354731751
17	Ma Nihal Devi Jacket Store	9131599439
18	Gudal Garments	9981495333
19	Sharma Cloth Merchant	8109304070
20	Agrawal Cutpeace	9425163754
21	Mother Kankali Garments	7772081016
22	Shivam Trading Company	9993868972
23	Abhay Garments	9981972435
24	Shivam Jacket Store	9993926592
25	Surbhi Jacket	9977118974

Disclaimer - The list is generic sellers list and not authenticated by the authorities. Buyers/sellers are requested to verify each other before any business transaction. To add your name in the list, please drop request email to exportcell@mpidc.co.in

CORIANDER/DHANIA

India is the biggest producer and consumer of coriander in the world. Madhya Pradesh is the number the biggest producer state in India. Western parts of Madhya Pradesh, the adjoining parts of Rajasthan is traditionally the Coriander producer region in India. The ecosystem of processing units, storage capacity, and proximity to the port will create a huge opportunity for exports in the future. The districts of **Neemuch** and **Guna** selected Coriander as their ODOP. (Table data source: Ministry of Commerce and WTO)



Seeds Of Coriander, neither crushed or ground: HS CODE 090921

Exports in Rs Cr in FY

India		Madhya Pradesh	
2022-2023	2023-2024	2022-2023	2023-2024
495	773	39	34

Export from India - Top Countries

Rank	Country	Values in Rs Cr in FY	
		2022-23	2023-2024
1	U S A	76	249
2	Netherland	162	123
3	Italy	50	90

Top Importers of the world

Rank	Country	In 2023 mn USD
1	China	133
2	Malaysia	38
3	India	18
4	Japan	18
5	USA	8
6	UK	7
7	Germany	5
8	Netherlands	5
9	Thailand	3
10	Poland	3

Top Exporters of the world

Rank	Country	In 2023 mn USD
1	Germany	76
2	France	27
3	USA	15
4	Italy	4
5	China	3
6	Hong Kong	3
7	UK	3
8	Japan	2
9	Netherlands	1
10	Korea	1

Imports in Rs Cr in FY

India	
2022-2023	2023-2024
204	155

Import from India - Top Countries

Rank	Country	Values in Rs Cr in FY	
		2022-23	2023-2024
1	Russia	42	171
2	Bulgaria	22	10
3	Italy	59	8
4	U A E	Nil	4
5	Turkey	Nil	2

Coriander, Crushed or Ground: HS CODE 09092200

Exports in Rs Cr in FY

India		Madhya Pradesh	
2022-2023	2023-2024	2022-2023	2023-2024
169	175	7	9

Export from India - Top Countries

Rank	Country	Values in Rs Cr in FY	
		2022-23	2023-2024
1	South Africa	32	28
2	U K	17	23
3	U S A	23	23

SWOT Analysis

Strength	Weakness	Opportunities	Threats
<ul style="list-style-type: none"> India is the largest producer, consumer, importer and exporter of spices in the world. Madhya Pradesh is one of the largest producer of spices especially coriander in India. So the ecosystem of production, processing, packaging and marketing of spices and coriander is being developed in Madhya Pradesh. 	<ul style="list-style-type: none"> Even though Madhya Pradesh is the second largest producer of spices, its strength in exports in coriander is not exploited to the fullest extent. Agro products are highly quality-sensitive, perishable, and have cultural aspects. Indian agro-processed products are facing problems in getting international food standardization like USFDA, Halal, EU MRL etc. 	<ul style="list-style-type: none"> Large-scale investment in food processing industries, increasing production through planned irrigation, entry of new entrepreneurs, and awareness about exports are creating new opportunities for exports. District Neemuch established several farmers units, Brands, processing, and packaging units for coriander which will create large opportunities in import substitution and export generation. 	<ul style="list-style-type: none"> The growing domestic price of spices always creates suspicion in the export market of pulses. Farmers in the region due to local conditions sometimes divert towards other products in place of spices.



Sellers/Producers/Manufacturers/Traders


S.No.	Name/Firm	Mobile No.
1	Shimbu Singh Meena	8878141355
2	Mahendra Singh Tomar	9644999931
3	Ravikant Nikam	9754544699
4	Sarita Gayakwad	8817612376
5	Kanhaiya Gurjar	9893539928
6	Vivek Kumar Maheshwari	9827029358
7	Govind Lodha	6261657428
8	Afzal Khan	9109586186
9	Nakul Dev Mehra	9340027364
10	Bahadur Singh	9993229273
11	Shubham Raghuwanshi	7441196430
12	Sumit Sharma	7089107250
13	Rajendra Kumar Ahirwar	7772885950
14	Puneet Kumar Chaturvedi	9179803100
15	Mukesh Kumar	6264733503
16	Kashiram Ghoshi	9770566376
17	Samarjit Dhakad	9755983899
18	Aakash Prajapati	7804816847
19	Krishnapal Singh Rajput	9926862760
20	Omprakash	9926833286
21	Pinki Prajapati	9074186895
22	Pradeep Mer	9713429202
23	Mukesh Kumar Choudhary	9425131852
24	Guddi Bai	8817239498
25	Chandresh Prajapati	9098741434

S.No.	Name/Firm	Mobile No.
26	Sarswati Mehra	7223936789
27	Pavan Shivhare	7389074488
28	Mohar Singh	9755835962
29	Ghasiram Ahirwar	7067888960
30	Foolsingh Ahirwar	9630690626
31	Ghasiram Meena	9981730258
32	Ramlal	7089157226
33	Lata Lodha	9039850494
34	Ramesh Bhil Bhel	7489201039
35	Jagannth Bhil	9145835153
36	Bholaram Sahu	8629934070
37	Guddi Bai	9770180279
38	Hukam Sing	8109660758
39	Bharat Sing Shivhare	7692957496
40	Reena Bai Vishvkarma	9685867875
41	Narendra Singh Dhakad	9630170526
42	Brijesh Singh Bhakad	6263218242
43	Shashi Vishvkarma	9425719877
44	Sunita Bai	8770571697
45	Bharat Sing Meena	7067605462
46	Takat Singh Meena	9522831419
47	Jagdish Ahirwar	7089546880
48	Tasleem Bano	9575519080
49	Kavita Sahu	9669001789
50	Banty Rajak	9752574844

Disclaimer - The list is generic sellers list and not authenticated by the authorities. Buyers/sellers are requested to verify each other before any business transaction. To add your name in the list, please drop request email to exportcell@mpidc.co.in

CUSTARD APPLE/SITAFAL

The custard apple (*Annona reticulata*) is a tropical fruit with rough green skin and sweet, creamy flesh containing dark seeds. Native to Central and South America, it's cultivated worldwide. Rich in vitamins and minerals, it offers a unique, luscious flavor. The fruit is enjoyed fresh or in desserts. The district of Seoni has abundant production for local supply and exports. **Seoni** selected Custard Apple as its ODO. (Table data source: Ministry of Commerce and WTO)



Custard-Apple (ATA) HS Code: 08109040

Exports in Rs Cr in FY

India	
2022-2023	2023-2024
5	10

Export from India - Top Countries

Rank	Country	Values in Rs Cr in FY	
		2022-23	2023-2024
1	U A E	3	4
2	Oman	1	2
3	Bangladesh	1	1

Top Importers of the world

Rank	Country	In 2023 mn USD
	World	
	World	2699
1	China	877
2	USA	351
3	Netherlands	279
4	Germany	167
5	Hong Kong	126
6	France	123
7	Canada	93
8	UK	86
9	Italy	54
10	Austria	53

Top Exporters of the world

Rank	Country	In 2023 mn USD
	World	
	World	2185
1	Thailand	570
2	Netherlands	383
3	China	221
4	Ecuador	187
5	Türkiye	137
6	Colombia	99
7	Spain	97
8	Peru	89
9	USA	62
10	Belgium	43

SWOT Analysis

Strength

- India is the largest producer of fruits and vegetables in the world. And custard apple is typical tropical fruit and favourite of its sweetness. Nowadays, it is widely used in icecream manufacturing and other confectionaries.
- India has developed its market in Bangladesh, UAE, Nepal, Qatar, the Netherland, Saudi Arabia.

Weakness

- Shelf life of Custard Apple is too short.
- Agro products are highly quality-sensitive, perishable, and have cultural aspects. Indian agro-processed products are facing problems in getting international food standardization like USFDA, Halal, EU MRL etc.

Opportunities

- Large-scale investment in food processing industries, increasing production through planned irrigation, entry of new entrepreneurs, and awareness about exports are creating new opportunities for exports.
- District Seoni established several farmers units, Brands, processing, and packaging units for garlic which will create large opportunities in export generation.

Threats

- The growing domestic price of fruits and vegetables always creates suspicion in the export market.
- Farmers in the region due to local conditions sometimes divert towards other products in place of vegetables.

Sellers/Producers/Manufacturers/Traders

S.No.	Name/Firm	Mobile No.
1	Satish Uikey	8878141355
2	Fruiticles Frozen Foods	9644999931
3	Nimad Food Industries	9754544699
4	Ankita Sitafal Pulp & Food Processing	8817612376
5	Rahul Shrivastava	9893539928
6	Archna Jhariya	9827029358
7	Aklesh Belvanshi	6261657428
8	Soorbhanshah	9109586186
9	Topendra Baghel	9340027364
10	Gajraj Singh	9993229273
11	Nishant Bhardwaj	7441196430
12	Praveen Bhardwaj	7089107250
13	Teekaram Chandrawanshi	7772885950
14	Sharnagat Choudhary	9179803100
15	Veerendra Ahirwar	6264733503

Disclaimer - The list is generic sellers list and not authenticated by the authorities. Buyers/sellers are requested to verify each other before any business transaction. To add your name in the list, please drop request email to exportcell@mpidc.co.in

FARM EQUIPMENT

India is one of the largest producers of Farm Equipment in the world. Madhya Pradesh has developed its manufacturing base in Tractors, Crushers, and Thrashers like farm equipment in the last two decades. The districts of **Sagar** and **Vidisha** emerge as the top manufacturers of these equipment in Madhya Pradesh and both choose Farm equipment as their ODOF products. (Table data source: Ministry of Commerce and WTO)



Agricultural, Horticultural, or Forestry machinery HS Code: 8432

Exports in Rs Cr in FY

India		Madhya Pradesh	
2022-2023	2023-2024	2022-2023	2023-2024
1,707	1,660	2	5

Export from India - Top Countries

Rank	Country	Values in Rs Cr in FY	
		2022-23	2023-2024
1	U S A	528	341
2	Germany	128	130
3	Bangladesh	69	85
4	Tanzania	55	61
5	Benin	11	52

Top Importers of the world

Rank	Country	In 2023
		mn USD
	World	9869
1	USA	1452
2	France	978
3	Germany	860
4	Canada	741
5	Poland	476
6	Australia	389
7	UK	352
8	Romania	289
9	Netherlands	269
10	Italy	255

Top Exporters of the world

Rank	Country	In 2023
		mn USD
	World	11481
1	Germany	2270
2	Italy	1109
3	China	1015
4	Canada	942
5	USA	886
6	France	686
7	Netherlands	556
8	Czech Republic	429
9	Sweden	415
10	Poland	399



Imports in Rs Cr in FY

India	
2022-2023	2023-2024
597	777

Import from India - Top Countries

Rank	Country	Values in Rs Cr in FY	
		2022-23	2023-2024
1	U S A	528	341
2	Germany	128	130
3	Bangladesh	69	85
4	Tanzania	55	61
5	Benin	11	52

Harvesting and threshing machinery HS Code: 8433

Exports in Rs Cr in FY

India		Madhya Pradesh	
2022-2023	2023-2024	2022-2023	2023-2024
754	757	0.42	3.38

Export from India - Top Countries

Rank	Country	Values in Rs Cr in FY	
		2022-23	2023-2024
1	U S A	528	341
2	Germany	128	130
3	Bangladesh	69	85
4	Tanzania	55	61
5	Benin	11	52



Imports in Rs Cr in FY

India	
2022-2023	2023-2024
754	757

Import from India - Top Countries

Rank	Country	Values in Rs Cr in FY	
		2022-23	2023-2024
1	U S A	192	178
2	Germany	90	65
3	Guinea	11	58
4	Nepal	36	56
5	Hungary	66	45

Top Importers of the world

Rank	Country	In 2023 mn USD
	World	27685
1	USA	4363
2	Germany	2550
3	Canada	2504
4	France	2384
5	Australia	1449
6	Belgium	1236
7	Netherlands	1080
8	UK	975
9	China	861
10	Poland	840

Top Exporters of the world

Rank	Country	In 2023 mn USD
	World	29225
1	Germany	5701
2	USA	5274
3	China	3001
4	Belgium	2312
5	Italy	2013
6	Netherlands	1419
7	Poland	1214
8	France	1180
9	Canada	920
10	Austria	751



SWOT Analysis

Strength

- Agri equipment has a large and stable demand in India as well as in the world market. Pradesh has grown with the strength of automobile manufacturing as well farm equipment manufacturing. The districts of Sagar and Vidisha where most of the manufacturing plants are located are now well-connected through road, rail, and airport for exports.

Weakness

- Even though Madhya Pradesh is growing its manufacturing in farm equipment, its strength in exports is not exploited to the fullest extent.

Opportunities

- Large-scale investment in industries, increasing production through technological upgradation, entry of new entrepreneurs, and awareness about exports are creating new opportunities for exports, especially for manufacturing products.

Threats

- In manufacturing, China always remains as threat to cheap exports. Germany has the highest level of automation and quality in manufacturing goods.

Sellers/Producers/Manufacturers/Traders

S.No.	Name/Firm	Mobile No.
1	Anil Agro Industries	7000390890
2	Lakhan Lal Sharma	9993023550
3	Bhartee Krashi Udyog	7000390890
4	Mahalaxmi Industry	9165017101
5	Anil Industry	9993180433
6	Shiv Shakti Krshi Yantr,	9893549074
7	Sanjay Industries	9009599414
8	Vinay Choubey Industries	7440758814
9	Ajay Agro	9329689185
10	Choudhary Engineering Workers	9826855595
11	Sachin Industries	9826160279
12	Ayush Patel Krishi Yantra Udyog,	9926373227
13	Sahu Krishi Yantra	8719990616
14	Shagun Amar Engineering	9425424842
15	Sapna Baldig Works Shop	9893252083
16	New Vijay Laxmi Agro Industries	9826855269
17	Vinay Agriculture Industries	9301197320
18	Aastha Krishi Yantra Industries	9826660896
19	Kisan Krishi Yantra	9131200562
20	Shribala Ji Krishi Yantra	7697230213
21	Vinay Engineering Works	9826038354
22	Amit Agro Industries	9300655806
23	Mansuri Agro Ind	9754183227
24	Neeraj Engineer Works	9425439825
25	Vipul Engg. Works	9926452900

S.No.	Name/Firm	Mobile No.
26	Vipul Engg. Works	9826507506
27	Hemraj Industries Khimlasa	9926955055
28	Gurunanak Agro	7694974004
29	Ganesh Krishi Yantra	9425452739
30	Vardaan Agro Tech	9425439812
31	Vishal Agro. Ind	9926844616
32	Amrit Krishi Yantra	9425439740
33	Modi Agro Agency	9826880609
34	Saraf Industries	9826779291
35	Rahul Industries	9300787738
36	Sneh Fabrication Works	9589277000
37	Kalp Agro Industries	9893819962
38	Kalp Agro Industries	9893729387
39	Udeniya Fabrication	9826855242
40	Vikas Industries	9826855066
41	Jayawala Ji Industries	9644472212
42	Naman Agro. Industries	9174127160
43	Shabbir Raine Krishi Yantra	9425662049
44	Divya Engineer Works	9826854636
45	Patel Krishi Yantra	9826831178
46	Nidhi Agricultural Machinery	7974067541
47	Rajkumar Beldig Works	8305400014
48	Indian Agro Industries	9926327565
49	Shriram Indra	8989890295
50	Ravalsa Agro.	9131110175

Disclaimer - The list is generic sellers list and not authenticated by the authorities. Buyers/sellers are requested to verify each other before any business transaction. To add your name in the list, please drop request email to exportcell@mpidc.co.in

GARLIC

Garlic is a plant of the onion family. Garlic is the most essential vegetable commodity along with onion and tomato. Processed garlic in the form of dried powder and flakes has a huge export market in the world. The District of Mandsaur has good production of garlic and also developed good ecosystem of processing and exporting to the world market. **Mandsaur** selected Garlicas ODOP. (Table data source: Ministry of Commerce and WTO)



Garlic Fresh or Chilled HS Code: 070320

Exports in Rs Cr in FY

India	
2022-2023	2023-2024
91	210

Export from India - Top Countries

Rank	Country	Values in Rs Cr in FY	
		2022-23	2023-2024
1	Bangladesh	59	160
2	Malaysia	10	27
3	Vietnam	4	6

Imports in Rs Cr in FY

India	
2022-2023	2023-2024
22	26



Top Importers of the world

Rank	Country	In 2023 mn USD
	World	1658
1	USA	277
2	Malaysia	233
3	Brazil	117
4	Germany	99
5	Netherlands	94
6	Italy	83
7	France	78
8	UK	75
9	Canada	62
10	Japan	54

Top Exporters of the world

Rank	Country	In 2023 mn USD
	World	3239
1	China	2369
2	Spain	425
3	Netherlands	124
4	Argentina	111
5	France	38
6	Peru	31
7	Italy	29
8	Malaysia	23
9	USA	21
10	Chile	20

Garlic Oil HS Code: 33012947

Exports in Rs Cr in FY

India	
2022-2023	2023-2024
30	32

Export from India - Top Countries

Rank	Country	Values in Rs Cr in FY	
		2022-23	2023-2024
1	Indonesia	7	8
2	U S A	3	5
3	Japan	2	2

Imports in Rs Cr in FY

India	
2022-2023	2023-2024
14	7



Top Importers of the world

Rank	Country	In 2023 mn USD
	World	1815
1	USA	351
2	France	279
3	China	123
4	Germany	114
5	Switzerland	109
6	UK	104
7	Netherlands	85
8	Spain	85
9	Brazil	54
10	Italy	52

Top Exporters of the world

Rank	Country	In 2023 mn USD
	World	1586
1	France	327
2	USA	252
3	China	200
4	Spain	88
5	Netherlands	74
6	UK	68
7	Poland	65
8	Bulgaria	61
9	Germany	55
10	Madagascar	41

Dried Garlic HS Code: 07129040

Exports in Rs Cr in FY

India	
2022-2023	2023-2024
11	18



SWOT Analysis

Strength

- Madhya Pradesh is one of the largest producers of garlic in India while India is in second position in the world. Processed garlic in terms of dried garlic, flakes, and powder has a huge market and is also widely used in packed masala, and packed snakes.
- The life of garlic is much longer than tomato and other green vegetables. Taste and aroma of dried garlic is not much different from fresh garlic made it more suitable for processing and trading.

Weakness

- Even though Madhya Pradesh is one of the largest producers of garlic, its strength in exports in garlic is not exploited to the fullest extent.
- Agro products are highly quality-sensitive, perishable, and have cultural aspects. Indian agro-processed products are facing problems in getting international food standardization like USFDA, Halal, EU MRL etc.

Opportunities

- Large-scale investment in food processing industries, increasing production through planned irrigation, entry of new entrepreneurs, and awareness about exports are creating new opportunities for exports.
- District Mandsaur established several farmers units, Brands, processing, and packaging units for garlic which will create large opportunities in import substitution and export generation.

Threats

- The growing domestic price of spices always creates suspicion in the export market of pulses.
- Farmers in the region due to local conditions sometimes divert towards other products in place of garlic.

Sellers/Producers/Manufacturers/Traders

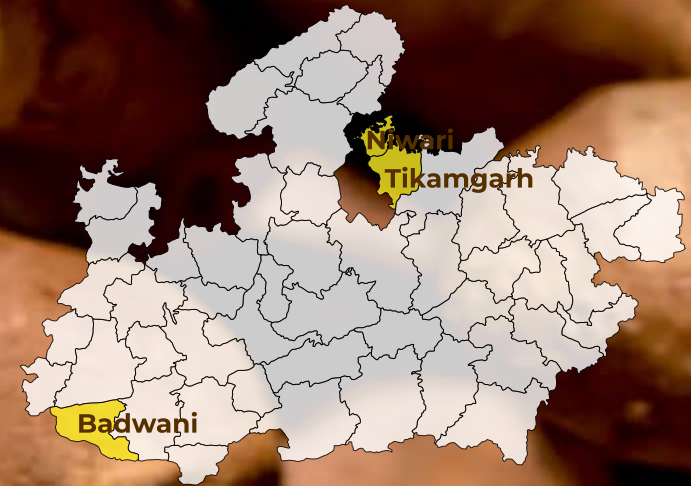
S.No.	Name/Firm	Mobile No.
1	Bherulal Dangi	9179503747
2	Vinod Mehta	9977804023
3	Shahrukh Khan	8827888608
4	Lalu Prasad	9111140020
5	Dinesh Kumawat	9406639823
6	Dashrath Ahir	9179979857
7	Narendra Meena	9329165752
8	Prem Chandra Gayri	9893472283
9	Jitupatidar	8120848611
10	Laxmi Patidar	9424834621
11	Ramprasad Gurjar	9009299316
12	Shivraj Singh Dewra	8120850343
13	Chetan Shankarlal Kumar	8435424981
14	Ambalal Patidar	8251991814
15	Anita Porwal	7042043507
16	Yashwant Dhakad	8120728899
17	Ishwar Lal	9926604302
18	Jakir Qureshi	9981059595
19	Vijay	9926972089
20	Shambhu Singh Sondhiya	8964048749
21	Vikas Patidar	9691184185
22	Mukesh Rathore	9753857820
23	Rahul Patidar	8120476025
24	Anil Kumar Mahajan	8435907265
25	Rameshchand Sharma	9893040576

S.No.	Name/Firm	Mobile No.
26	Nirmal Kumar Rathor	9893650250
27	Gaurishankar Patidar	9644313557
28	Aakash Atoliya	9109797987
29	Ashish Kumar Patidar	9685275151
30	Hemant Kumar Tiwari	7566892164
31	Samarath Gurjar	9424853610
32	Mukesh Kumar	9617083848
33	Dinesh Kumar Mandliya	9109412118
34	Kamlesh Kumar Ahir	6376701099
35	Ashish Patidar	9981732117
36	Mukesh Dhakad	9826515573
37	Bharatsingh Panwar	9424833808
38	Yashwant Dhakad	9424041921
39	Samrath Gurar	9826929713
40	Rajmal Patidar	7869846869
41	Baldev	7566205083
42	Bharatsingh Panwar	9091210124
43	Harpal Singh Chauhan	6265551343
44	Devram Patidar	9752239893
45	Hansraj Patidar	7566979748
46	Rajendra Kumar	9827912624
47	Basanti Lal Kumawat	9977906446
48	Rahul Patidar	9977194482
49	Ashish Patidar	7470716272
50	Dinesh Kumar Mandliya	9425442070

Disclaimer - The list is generic sellers list and not authenticated by the authorities. Buyers/sellers are requested to verify each other before any business transaction. To add your name in the list, please drop request email to exportcell@mpidc.co.in

GINGER/ADRAK

India is the largest producer of Ginger in the world. Madhya Pradesh is the largest producer of Ginger in India and accounts for around 31% of total production. Bundelkhand and especially Niwari and Tikamgarh top the position in the production. Three Districts **Niwari**, **Tikamgarh** and also **Badwani** have adopted Ginger as their ODO product. All products from ginger ie fresh ginger, crushed ginger, ginger paste, ginger powder, even ginger oil have huge market and export potential.(Table data source: Ministry of Commerce and WTO)



Ginger, not crushed, not ground HS Code: 091011

Exports in Rs Cr in FY

India		Madhya Pradesh	
2022-2023	2023-2024	2022-2023	2023-2024
287	463	1	2

Export from India - Top Countries

Rank	Country	Values in Rs Cr in FY	
		2022-23	2023-2024
1	Bangladesh	80	228
2	Morocco	74	124
3	U A E	33	29
4	U S A	18	23
5	Nepal	4	9

Ginger crushed and ground HS Code: 091012

Exports in Rs Cr in FY

India	
2022-2023	2023-2024
145	184



Export from India - Top Countries

Rank	Country	Values in Rs Cr in FY	
		2022-23	2023-2024
1	U S A	50	60
2	Morocco	19	28
3	U K	12	17
4	Canada	5	9
5	Germany	8	8

Top Importers of the world

Rank	Country	In 2023 mn USD
	World	864
1	USA	141
2	Netherlands	169
3	Germany	92
4	Japan	86
5	UK	56
6	Canada	51
7	Malaysia	36
8	Spain	25
9	Singapore	21
10	France	20

Top Exporters of the world

Rank	Country	In 2023 mn USD
	World	1061
1	China	552
2	Netherlands	162
3	Peru	119
4	Thailand	76
5	Brazil	65
6	Germany	20
7	Spain	16
8	USA	12
9	Taipei	5
10	Costa Rica	5

Top Importers of the world

Rank	Country	In 2023 mn USD
	World	123
1	USA	19
2	Malaysia	21
3	Japan	20
4	Germany	15
5	UK	10
6	Netherlands	7
7	Poland	3
8	Canada	3
9	France	2
10	Austria	2

Top Exporters of the world

Rank	Country	In 2023 mn USD
	World	73
1	China	30
2	Germany	11
3	Netherlands	10
4	USA	3
5	Spain	2
6	Belgium	2
7	France	2
8	Peru	2
9	Türkiye	1
10	South Africa	1

Ginger oil HS Code: 33012923



Ginger Oleoresins HS Code: 33019012

Exports in Rs Cr in FY

India	
2022-2023	2023-2024
74	54



Export from India - Top Countries

Rank	Country	Values in Rs Cr in FY	
		2022-23	2023-2024
1	Bangladesh	17	13
2	Morocco	14	7
3	U A E	7	6
4	U S A	3	4
5	Nepal	5	4

Top Importers of the world

Rank	Country	In 2023 mn USD
	World	835
1	India	207
2	USA	129
3	UK	42
4	France	40
5	Germany	38
6	Netherlands	37
7	Spain	35
8	Korea	28
9	China	26
10	Thailand	20

Top Exporters of the world

Rank	Country	In 2023 mn USD
	World	1105
1	India	565
2	USA	105
3	Brazil	75
4	France	51
5	China	40
6	Germany	35
7	Netherlands	32
8	UK	30
9	Spain	23
10	Austria	17

SWOT Analysis

Strength

- India is the largest producer of Ginger in the world. Madhya Pradesh is the largest producer of Ginger in India and accounts for around 31% of total production. As per production capacity and surplus, Madhya Pradesh has huge potential for export of Ginger based products.
- There is increasing movement to develop food processing industries in MP including cold storage. Units for agro products are equipped with cheap electricity and state-of-the-art machinery and enjoy fruits of infrastructure like four-lane roads and port connectivity through rail. It will create the biggest infrastructure in agro-based exports.

Weakness

- Agro products are highly quality-sensitive, perishable, and have cultural aspects. Indian agro-processed products are facing problems in getting international food standardization like USFDA, Halal, EU MRL etc.
- Logistic constraints like timing to reach in international market, refrigerated cargo cost and comparative price are the main weaknesses of agro and food processing industries.

Opportunities

- All variants of Ginger ie fresh, crushed, paste and even its oil have a huge export market. Bundelkhand region recently witnessed huge growth in the improvement of logistics through four-lane road, the airport at Khajuraho, and port connectivity to east as well as west.
- Exporters can find new buyers in West Europe and Japan.

Threats

- Exports of agro and food products are mainly limited to neighbouring countries as well as the same cultural countries. Intra-trade among European Countries and ASEAN is high compared in SAARC countries.
- Similarly for agro and food products of China and other ASEAN countries always remain the main competitors for India.

Sellers/Producers/Manufacturers/Traders

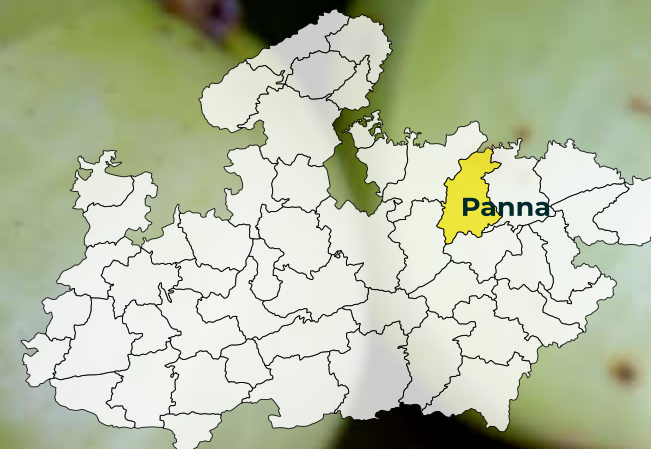
S.No.	Name/Firm	Mobile No.
1	Rajesh Kanoje	7566455719
2	Raju Nayak	7509366581
3	Gyaneshwar Atmaram Laad	9584569292
4	Pyarelal Kanoje	9301331443
5	Mayur Narendra Patil	9595068889
6	Mahesh Solanki	7389642824
7	Vijay Rathour	9098455707
8	Rohit Kharadi	8103495941
9	Daduram Senani	6351287115
10	Mujffar Khan	7000887927
11	Anil Patel	9754093619
12	Mujffar Khan	9425090289
13	Vaishali	9131788895
14	Aasha Bai	7974443319
15	Manju Mukesh Gehlot	9753584172
16	Harishchandra Sahu	9981655194
17	Amit Kumar Dangi	9893154097
18	Pavan Ahirwar	9981122360
19	Ramnaresh Yadav	9755393292
20	Raseed Kha	9755456667
21	Ravi Dangi	9926459109
22	Panchamlal Ahirwar	9340547166
23	Surendra Sahu	8435455211
24	Rajkumar Yadav	9140909577
25	Lakhan Lal Kushwaha	9755573603

S.No.	Name/Firm	Mobile No.
26	Asheesh Yadav	9630075961
27	Dharam Lal Dheemar	9755452899
28	Umesh Kumar Chaurasiya	9589433319
29	Vivek Singh Dangi	9171028567
30	Anup Khare	7974828163
31	Pavan Kumar	9897726302
32	Devendra Kumar Sahu	7898371905
33	Vivek Singh Dangi	8964992234
34	Anjali Chansouliya	9301887964
35	Abdul Kadir	7909890386
36	Sapna Yadav	7987648936
37	Avdhesh Kumar Nayak	7617232372
38	Vivek Singh Dangi	6261785112
39	Nirpat Singh	9685551535
40	Raheesh Luhar	6267330015
41	Anjali Chansouliya	7354898246
42	Devendra Kumar Sahu	9826189305
43	Dharmendra Kumar Prajapati	8435014720
44	Sapna Yadav	6260950115
45	Nirpat Singh Gour	9165772341
46	Sushma Devi Yadav	6440492997
47	Harlal Kushwaha	9165790542
48	Kamlesh Kumar Shrivastava	9685110719
49	Sapna Yadav	9669914347
50	Ramamilan Kumhar	9752288873

Disclaimer - The list is generic sellers list and not authenticated by the authorities. Buyers/sellers are requested to verify each other before any business transaction. To add your name in the list, please drop request email to exportcell@mpidc.co.in

GOOSEBERRY/AMLA

India remains one of the top producers of Gooseberry/Amla in the world. While Madhya Pradesh is the largest producer in India accounting for around 33% of total production. **Panna** district is at the lead in the production and it declares Gooseberry is its ODO product. (Table data source: Ministry of Commerce and WTO)



Gooseberry/Amla HS Code:081120

Exports in Rs Cr in FY

India		Madhya Pradesh	
2022-2023	2023-2024	2022-2023	2023-2024
4	4.4	0.11	0.11

Export from India - Top Countries

Rank	Country	Values in Rs Cr in FY	
		2022-23	2023-2024
1	U S A	2	2
2	Canada	1	1
3	U A E	1	1
4	Australia	1	1
5	U K	1	1

Top Importers of the world

Rank	Country	In 2023 mn USD
	World	
	1336	
1	Germany	236
2	USA	153
3	France	129
4	Belgium	101
5	Poland	79
6	Canada	70
7	UK	58
8	Austria	58
9	Netherlands	49
10	Slovenia	38

Top Exporters of the world

Rank	Country	In 2023 mn USD
	World	
	1199	
1	Serbia	346
2	Poland	228
3	Chile	98
4	Ukraine	72
5	Belgium	66
6	Netherlands	61
7	Germany	56
8	USA	44
9	Slovenia	36
10	China	26



SWOT Analysis

Strength

- Madhya Pradesh accounts for 33% production of Amla in India, and the state that has enough surplus for mass export.
- Panna District where most of the cultivation of Amla is now well-connected through road, rail, and airport for exports.

Weakness

- There is no ecosystem is developed for Amla processing and exports. Amla juice, paste, and candy has a huge untapped market, but our producers are not successful in exporting enough.
- Agro products are highly quality-sensitive, perishable, and have cultural aspects. Indian agro-processed products are facing problems in getting international food standardization like USFDA, Halal, EU MRL etc.

Opportunities

- Large-scale investment in food processing industries, increasing production through planned irrigation, entry of new entrepreneurs, and awareness about exports are creating new opportunities for exports, especially for food processing.

Threats

- Exports of Amla products are negligible from India. If new innovation, market research or new entrepreneurs are not coming in the field, our export of amla products will be in danger.

Sellers/Producers/Manufacturers/Traders

S.No.	Name/Firm	Mobile No.
1	Khuman Vishwakarma	7970134228
2	Sidh Baba Traders	6261125966
3	Doop Singh Yadav	7879516943
4	Rajendra Vishwakarma	7067237481
5	Pooja Vishwakarma	9340438648
6	Gyan Singh	9893941756
7	Som Shukla	7222998801
8	Awadhesh Kumar Lodhi	9589772627
9	Raj Kishor Vishwakarma	7898602542
10	Ajay Kumar Bidua	9425167233
11	Malkhan Singh God	6265584918
12	Savitri Patel	7805901677
13	Rajesh Goswami Gosai	9755658290
14	Rishikesh Shrivastav	9630965733
15	Priti Patel	9329633276
16	Mahendra Patel	8085724363
17	Krishna Barman	8770887836
18	Pyarelal Varma	9318401658
19	Jaypal Singh Yadav	6265281968
20	Himanshu Gupta	7999655594
21	Ajay Kumar Shukla	9755121509
22	Devendra Patel	9993359202
23	Upendra Singh	9131097067
24	Devendra Patel	9399284512
25	Opendra Singh Gound	9589670695

S.No.	Name/Firm	Mobile No.
26	Ramesh Kumar Kushwaha	9098909631
27	Mukesh Kumar Bagri	9425119996
28	Ankit Patel	7470524228
29	Arjun Singh Yadav	7489439056
30	Himsnshu Gupta	9893425820
31	Rajendra Kushawaha	7772004048
32	Arjun Kushwaha	9589067610
33	Rakesh Kumar Gupta	9981658386
34	Subhash Vishwas	7974627254
35	Bala Prasad Kateha	6261125966
36	Gangaram Kushwaha	7869834848
37	Amit Ram Tripathi	7000626934
38	Brajmohan Tiwari	9993823746
39	Ajay Rahul Shukla	8085437550
40	Sanjay Kumar Singrol	8966829330
41	Bala Prasad Kateha	9575656532
42	Ramchandra Yadav	7241180863
43	Gangaram Kushwaha	8815796649
44	Shiv Murat Lodh	8269551137
45	Kaushal Kishor Sharma	6265464750
46	Mani Ram Sahu	9685519021
47	Bhagun Prasad Lodhi	9977386962
48	Ajay Rahul Shukla	9589400902
49	Kamlesh Singh Rathour	7470641836
50	Avadhesh Kumar	8085629112

Disclaimer - The list is generic sellers list and not authenticated by the authorities. Buyers/sellers are requested to verify each other before any business transaction. To add your name in the list, please drop request email to exportcell@mpidc.co.in

GUAVA/AMAROOD

India is the world largest producer of Gauva and in India, Madhya Pradesh stands in the second position. Guava is loaded with nutrients. Not only does it have more Vitamin C than oranges, guava is also rich in other antioxidants, and has been shown to have a number of great health benefits. One of the key nutrients found in guava is fiber. Gauva leaf extract has been linked to lower blood pressure, a decrease in badLDL cholesterol, and a rise in good HDL cholesterol. Guava is an ODO product of the **Sheopur** district of MP. (Table data source: Ministry of Commerce and WTO)



Guava HS Code: 08045010

Exports in Rs Cr in FY

India	
2022-2023	2023-2024
30	34

Export from India - Top Countries

Rank	Country	Values in Rs Cr in FY	
		2022-23	2023-2024
1	Nepal	7	10
2	U A E	3	6
3	Germany	1	4

Top Importers of the world

Rank	Country	World	In 2023
			mn USD
			3732
1	USA		889
2	China		741
3	Netherlands		395
4	Germany		252
5	UK		220
6	Canada		176
7	Spain		160
8	France		137
9	Korea		116
10	Hong Kong		90

Top Exporters of the world

Rank	Country	World	In 2023
			mn USD
			2228
1	Thailand		631
2	Netherlands		454
3	Brazil		313
4	Peru		255
5	Spain		101
6	China		69
7	Hong Kong		66
8	USA		48
9	Germany		40
10	Belgium		37



Processed Guava HS Code: 20079920

Exports in Rs Cr in FY

India	
2022-2023	2023-2024
67	64

SWOT Analysis

Strength

- India is the world's largest producer of Gauva and in India, Madhya Pradesh stands in the second position in India.
- There is increasing movement to develop food processing industries in MP including cold storage.

Weakness

- Agro products are highly quality-sensitive, perishable, and have cultural aspects. Indian agro-processed products are facing problems in getting international food standardization like USFDA, Halal, EU MRL etc.

Opportunities

- Large-scale investment in food processing industries, increasing production through planned irrigation, entry of new entrepreneurs, and awareness about exports are creating new opportunities for exports.

Threats

- Exports of agro and food products are mainly limited to neighboring countries as well as the same cultural countries. Intra-trade among European Countries and ASEAN is high compared in SAARC countries.

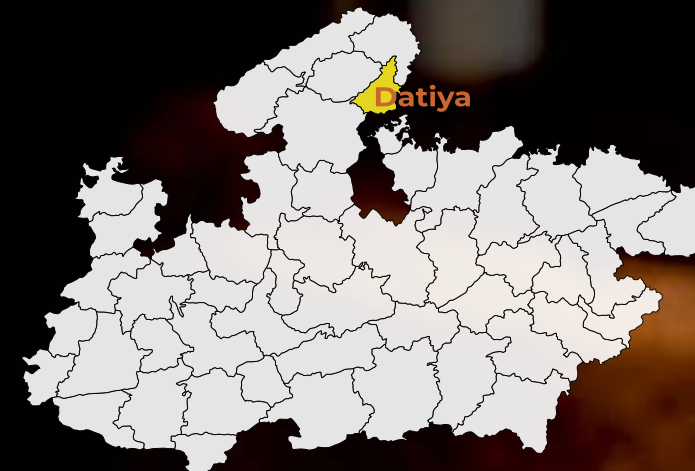
Sellers/Producers/Manufacturers/Traders

S.No.	Name/Firm	Mobile No.
1	Satish Uikey	9165488430
2	Fruiticles Frozen Foods	9589553039
3	Nimad Food Industries	8989832147
4	Ankita Sitafal Pulp & Food Processing	9892153218
5	Rahul Shrivastava	8770521780
6	Archna Jhariya	9617983182
7	Aklesh Belvanshi	9399495044
8	Soorbhanshah	9752483087
9	Topendra Baghel	9584740124
10	Gajraj Singh	9425426744
11	Nishant Bhardwaj	9589770524
12	Praveen Bhardwaj	7000984523
13	Teekaram Chandrawanshi	8319337144
14	Sharnagat Choudhary	9301152339
15	Veerendra Ahirwar	8305009003

Disclaimer - The list is generic sellers list and not authenticated by the authorities. Buyers/sellers are requested to verify each other before any business transaction. To add your name in the list, please drop request email to exportcell@mpidc.co.in

JAGGERY/GUD

Jaggery is an unrefined natural sugar that is produced without adding any chemicals. More than 70% of the total world jaggery production is done in India. It has been used as a sweetener in Ayurvedic Medicine. Indian White refined sugar mainly consists of glucose and fructose, jaggery contains glucose and sucrose. But jaggery also has minerals and vitamins which lack refined sugar. The mineral content of jaggery includes calcium, phosphorus, magnesium, potassium, and iron, and traces of zinc and copper. Jaggery is an ODOF of the **Datia** district of MP.(Table data source: Ministry of Commerce and WTO)



Cane Jaggery HS Code: 17011310 and 17011410

Exports in Rs Cr in FY

India	
2022-2023	2023-2024
30	34

Export from India - Top Countries HS Code: 17011310

Rank	Country	Values in Rs Cr in FY	
		2022-23	2023-2024
1	Malaysia	37	49
2	U S A	22	36
3	U A E	10	13
4	Canada	4	10
5	Australia	4	7

Export from India - Top Countries HS Code: 17011410

Rank	Country	Values in Rs Cr in FY	
		2022-23	2023-2024
1	U S A	16	25
2	Canada	13	21
3	Nepal	15	16
4	U A E	15	14
5	U K	10	9



Top Importers of the world

Rank	Country	In 2023 mn USD
	World	259
1	South Africa	190
2	USA	16
3	Spain	15
4	Japan	6
5	France	6
6	Netherlands	4
7	Germany	4
8	Italy	3
9	Ireland	2
10	Portugal	2

Top Exporters of the world

Rank	Country	In 2023 mn USD
	World	82
1	South Africa	26
2	Colombia	20
3	Thailand	9
4	Taipei	4
5	Peru	3
6	Brazil	2
7	Netherlands	2
8	Australia	2
9	Costa Rica	2
10	Austria	2

SWOT Analysis

Strength

- Jaggery is unrefined sugar that has health benefits and is free of chemicals, which leads to higher demand in the world market looking at the health scenario in the present times. Datia having good agro infrastructure in Madhya Pradesh has a very good opportunity to develop the jaggery market for the world.

Weakness

- Numerous small-scale units prepare jaggery in Datia. There are not any large-scale manufacturing units.

Opportunities

- The Jaggery market against sugar is growing day by day due to its inherent characteristics and health benefits.

Threats

- Jaggery has not developed its market in the world like sugar. Its share of consumption against sugar is minimal.

Sellers/Producers/Manufacturers/Traders

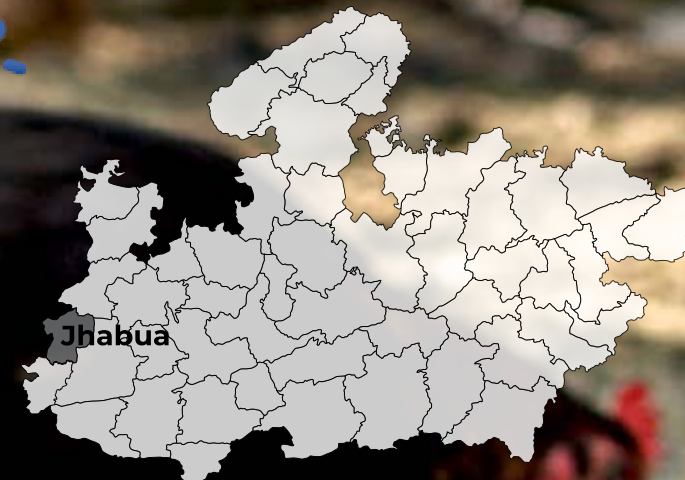
S.No.	Name/Firm	Mobile No.
1	Shubh Agro	8720049222
2	Vanshika Industries Limited	9826824755
3	Ram Gud Udyog	9926870751
4	Sr Gud Udyog	9981963380
5	Shashikanta Gur Udyog	9893207308
6	Ashok Gud Udyog	9691423120
7	S & S Gud Udyog	9644800121
8	Santosh Gur Udyog	9575732171
9	Jeet Gud Udyog	9977559643
10	Kourav Gud Udyog	8889934533
11	Priyanka Gud Udhog	8720056764
12	Anshika Gud Udyog	8818996380
13	Sangeeta Gud Udyog	9425419868
14	Neelesh Gud Udyog	9977559643
15	Purushottam Gud Udyog	8120947060
16	Shree Gud Udhog	9644551012
17	Farmtrade	9424963686
18	Sitaram Patel	9144955995
19	Sharad Sahu Gug Udyod	9981851381
20	Ashish	9050008893
21	Sandhya Gur Udyod	8889934852
22	Narmada Gur Udhog	9131127516
23	Satyam Traders	9993274211
24	Ram Ji Gur Udhog	9406769123
25	Patel Guud Udyog	9826985243

S.No.	Name/Firm	Mobile No.
26	Sitaram Patel	9826985243
27	Mamar Gur Udyog	9407049231
28	Brajesh Sarathe	9111052416
29	Rameez Raja Gur Unit	8827068388
30	Patel Gud Udyog	9685602659
31	Kanchan Devi Mahajan	9993406158
32	Pushpa Bai Rahput	8770127412
33	Geeta Jaggery Making Udyog	8435181989
34	Jamna Gud Udyog	8720037507
35	Hanso Bai Gud Udyog	8839677153
36	Pancham Gur Udyog	9424667790
37	Lodhi Gur Udyog	7354386113
38	Patel Gud Udyog	8085818682
39	Patel Gur Udyog	8120341812
40	Kunwar Raja Gud Udyog	9144110019
41	Govind Gud Udyog	9753710588
42	Ankit Gud Udyog	9755833143
43	Savita Gud Udyog	9755833143
44	Pavitra Patel	9399969785
45	Aashiya Bee	9826421523
46	Sunil Kumar	6264145215
47	Patel Gud Udyog	9425837398
48	Suresh Gud Udyog	9584654020
49	Pratibha Raghuwanshi	8839163533
50	Bhojraj Sahu	7049012529

Disclaimer - The list is generic sellers list and not authenticated by the authorities. Buyers/sellers are requested to verify each other before any business transaction. To add your name in the list, please drop request email to exportcell@mpidc.co.in

KADAKNATH CHICKEN: GI PRODUCT

Naturally raised, the Kadaknath chicken breed is extremely popular due to its distinct texture and flavour. Its popularity is soaring with time owing to its low-fat content as compared to other breeds of chicken. Due to its special character and production in distinct geography, it is declared as GI Product in 2018. The district of **Jhabua** declared Kadaknath Black Chicken as its ODOP product.



Geographical Indications	Jhabua Kadaknath Black Chicken Meat
GI Registered User	Gramin Vikas Trust (Established and supported by KRIBHCO, Government of India)
Applicant Address	Shiv Villa, Ramkrishna Nagar, Jhabua - 457 661, Madhya Pradesh, India
Facilitated by	Department of Animal Husbandry, Government of Madhya Pradesh, Bhopal
Registration Valid Upto	07/02/2032

SWOT Analysis

Strength

- Geographical Indication product has huge potential in Exports. GI product has its own strength of branding and marketing. Since it is an agro product, there is no problem from the supply side.

Weakness

- The product has no specific HS code, so domestic turnover or export data is not available.
- The product has not developed its international market yet.

Opportunities

- Due to increased e-commerce and publicity of GI products, Kadaknath has a huge opportunity in the domestic and international markets. Farmers and processors are now equipped with export knowledge and will contribute to exports.

Threats

- Agro products are subject to quality, taste, and cultural aspects. If the product cannot be absorbed in local culture, there will be no development in Exports.

Sellers/Producers/Manufacturers/Traders

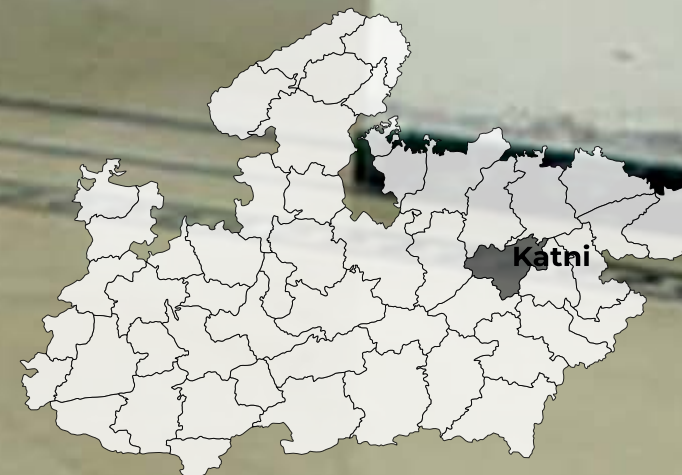
S.No.	Name/Firm	Mobile No.
1	Shah. Kadaknath Poultry	8319050715
2	Agricultural Science Center	7392244367
3	Native Kadaknath Farm Zabua	7869929527
4	Ashish Kadaknath Farm	7999340208
5	Kadaknath Poultry Small Guda	9753803053
6	Avinand Kadaknath Farm	8770939905
7	Wala Kadaknath Farm	6260188449
8	Baria Kadaknath Farm	7225934452
9	Aman Kadaknath Farm	7509201071
10	Kamlesh Kadaknath Stores	6260965505
11	Star Mini Hatchery Machine	9977314299
12	Ashiana - 2	9993431444
13	Akash Kadaknath	6260874875
14	Bhuria Kadaknath Farm	9893997616
15	Annu Kadaknath Farm	8719811734
16	Anjali Kadaknath Farm	7999649742
17	Chirag Kadaknath Farm	6260434655
18	Jhabua Kadaknath Society	9810826011
19	Nitors Farm	9981398163
20	Royal Farm	7049933531
21	Hema Singh Mewada	9827930297
22	MP Poultry Development Cor	9425012101
23	Imran Khan	9893188041
24	Pushpa Dohra	7869929527
25	Vinod Meda	7999340208

S.No.	Name/Firm	Mobile No.
26	Veerasinh Thandar	9753803053
27	Arvind Meda	8770939905
28	Arun Makwana	6260188449
29	Nansingh Baria	7225934452
30	Aman Singh Damor	7509201071
31	Kamlesh	6260965505
32	Vinod Tank	9833890186
33	Deep Singh Baria	9827640480
34	Mangu Damore	7999649742
35	Lilabai Rakesh	8770859300
36	Prakash Bhuria	7024772152
37	Buting Parmar	9109550711
38	Navali Thandar	8269195326

Disclaimer - The list is generic sellers list and not authenticated by the authorities. Buyers/sellers are requested to verify each other before any business transaction. To add your name in the list, please drop request email to exportcell@mpidc.co.in

KATNI STONE

Katni stone, also known as Katni marble, is a type of natural stone that is predominantly found in the Katni district. It is a variety of limestone that is popular for its attractive appearance, durability, and versatility. Katni stone is used in various construction applications, including flooring, cladding, countertops, and other decorative elements. Due to abundant availability, the district of Katni adopted **Katni Stone** as its ODOP product. (Table data source: Ministry of Commerce and WTO)



Natural Stone HS Code: 6802

Exports in Rs Cr in FY

India		Madhya Pradesh	
2022-2023	2023-2024	2022-2023	2023-2024
10,248	9,412	58	48

Export from India - Top Countries

Rank	Country	Values in Rs Cr in FY	
		2022-23	2023-2024
1	U S A	2,685	2,587
2	Vietnam	1,680	1,118
3	U K	464	572
4	Germany	406	395
5	Poland	266	339

Imports in Rs Cr in FY

India	
2022-2023	2023-2024
443	509



Top Importers of the world

Rank	Country	In 2023 mn USD
	World	7026
1	USA	2920
2	Korea	572
3	Japan	376
4	Germany	306
5	France	302
6	UK	251
7	Australia	197
8	Switzerland	183
9	Canada	180
10	Italy	115

Top Exporters of the world

Rank	Country	In 2023 mn USD
	World	10665
1	China	5128
2	Italy	1738
3	Türkiye	1232
4	Brazil	811
5	Spain	316
6	Portugal	297
7	Greece	198
8	Canada	136
9	Germany	92
10	USA	84

SWOT Analysis

Strength

- Katni stone by virtue of being an industrial product can also be used in the home. Along with vitrified tiles, the demand for natural stone is also rising.

Weakness

- Katni Stone has no separate HS Code, so all types of marbles and Makrana marbles are counted in the same HS code.
- Vitrified tiles are less expensive, more durable, more mechaised, with customised designed and size, overtook natural stone market.

Opportunities

- There is a demand for natural products, especially natural flooring tiles in the form of Katni stone. Now there is a need for better advertising and branding.

Threats

- Mining of natural stone has so much restriction. Machine made tiles ie vitrified tiles market is growing larger than natural stone market.

Sellers/Producers/Manufacturers/Traders

S.No.	Name/Firm	Mobile No.
1	Paul Marble & Granite	9713534775
2	Paul Marble & Granite	8839481649
3	M. K. Marble	9425150703
4	Shree Ram Marble	9312006303
5	Lakshmi Goud Marble	9407000952
6	Fasihurrman Ansari	8962942585
7	Soumya Pathak	9993563794
8	Raza Marble	7974115780
9	Paras Marble	7999065662
10	Mahavir Marble	9755026103
11	Ojaswi Marble	9425150530
12	Sharada Marble	9340416649
13	Banking Marble	7000765729
14	Shreya Marble	8319729961
15	Samadadia Marble	9179793750
16	Gn Traders	9425162695
17	Khare Stone	9425160789
18	Ocean Marble	9425151927
19	Jabalpur Marble	9340405970
20	Dolphin Marble	9752364555

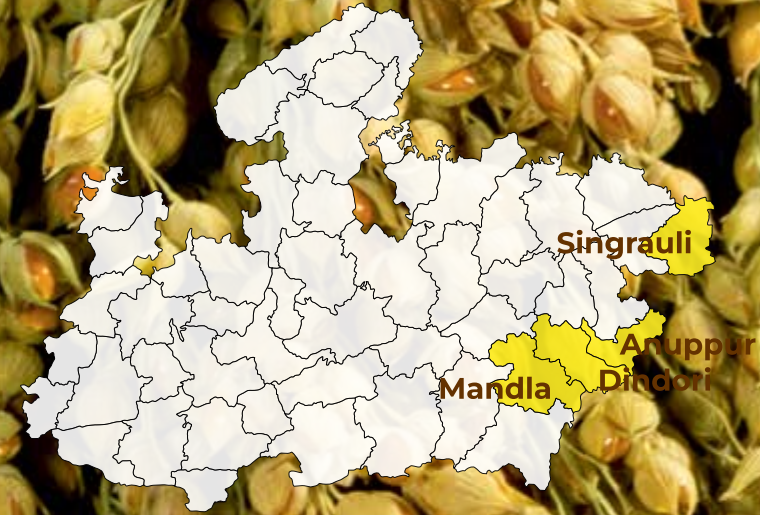
Disclaimer - The list is generic sellers list and not authenticated by the authorities. Buyers/sellers are requested to verify each other before any business transaction. To add your name in the list, please drop request email to exportcell@mpidc.co.in

KODO KUTKI

Kodo: Kodo millet is rich in fiber, protein, B vitamins, calcium, iron, and magnesium, making it a wholesome dietary choice. Its culinary versatility is evident in dishes like dosas, idlis, upma, and porridge. In recent years, there has been a resurgence in millet cultivation due to its health benefits and climate-resilient nature, contributing to sustainable agriculture and food security efforts. It is part of the Millet – Sri Anna – Mission of the Government of India.

Kutki: Kutki Millet is a small-grained, drought-resistant cereal crop that has been traditionally grown in hilly terrains and is well-suited for high-altitude environments. Kutki millet is known for its resilience in harsh climates, making it a valuable crop for mountainous regions where other crops might struggle. Like other millets, it is valued for its nutritional content and is a source of dietary fiber, protein, and essential nutrients. It is part of the Millet – Sri Anna – Mission of the Government of India. The Districts of **Anuppur, Dindori, Mandla and Singrauli** have adopted KodoKutki as their ODOP product.

SWOT Analysis



Kodo Millet Product

Swot Analysis

Strength	Weakness	Opportunities	Threats
<ul style="list-style-type: none"> India is the world's largest millet-producing country. Due to high health benefits, the demand of millet is rising rapidly. UN observed the year 2023 as 'Millet Year' and the Government of India celebrates Millet Year as Sri Anna year. So several measures have been adopted to promote millets in India and the world. Madhya Pradesh is one of the producers of millet in India. 	<ul style="list-style-type: none"> The export of both products is less than one crore. So no export market is developed for both products. 	<ul style="list-style-type: none"> Due to increased e-commerce and publicity of millets, KodoKutki have a huge opportunity in the domestic and international markets. Farmers and processors are now equipped with export knowledge and will contribute to exports. 	<ul style="list-style-type: none"> Agro products are subject to quality, taste, and cultural aspects. If the product cannot be absorbed in local culture, there will be no development in Exports.



KODO



KUTKI



Sellers/Producers/Manufacturers/Traders

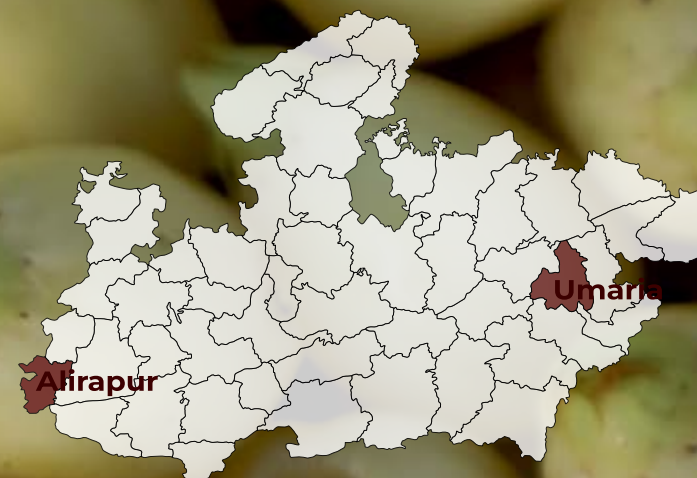
S.No.	Name/Firm	Mobile No.
1	Raman Green	94256 31510
2	Manoj Uikey	9907046444
3	Yadav Singh	8827049097
4	Man Singh Paraste	8889656825
5	Nayan Singh Thakur	8839994774
6	Bhuneshwar Rajpoot	9131267147
7	Mubeen Ahmed Mansoori	8823865120
8	Uma Kushram	8817274585
9	Ghanshyam Jhaariya	6266601048
10	Narayan Dhar Badgaiyan	9165123606
11	Pradeep Kumar Sahu	7000287383
12	Kunjbihari Gupta	7724003612
13	Bhgwati Markam	9770117405
14	Shiyawati Bai Parste	6264456480
15	Vijay Kumar	9343283670
16	Kapoor Singh Saiyam	7722892343
17	Kapoor Singh	9111068853
18	Kunti Bai	8959745292
19	Ram Ratan Maravi	9685551913
20	Arif Ali	9981092786
21	Ghanshyam Prashad Nanda	8962178150
22	Kapura Yadav	9770797239
23	Archna Soni	7987624323
24	Neel Kanth Kachwaha	9713611246
25	Rajesh Tekam	8450898735

S.No.	Name/Firm	Mobile No.
26	Naveen Giri	8817600556
27	Aman Singour	8878956096
28	Shivani Singour	9399818515
29	Akhilesh Kumar Singore	8928080277
30	Omprakash Banjara	9575066883
31	Jagdeesh Prasad Yadav	9770512702
32	Nand Lal	6265791169
33	Anil Kumar Yadav	9691385353
34	Sanjeev Kumar Patel	9424783161
35	Smt Sandhya Pandey	9098071462
36	Narmada Prasad Kushwaha	9399210329
37	Balram Chouksey	7477003401
38	Rajesh Tekam	9372805292
39	Buddho Bai Kachwaha	8656827324
40	Siyaram Korche	6260638363
41	Smt Sandhya Pandey	9770304234
42	Rahul Patel	9131455892
43	Chetna Mahila Sangh	7489452481
44	Women's Association Gadasarai	8120835340
45	Women's Association Shahpura	6263266337
46	Women's Association Karanjia	9171588965
47	Rani Avantibai Tejaswini	9425785881
48	Baiga Chak Dhamangaon	9340361767
49	Hal Chalit Mahila Farmers	9302337370
50	Jeevandayni Samkul Sanghtan	9644690811

Disclaimer - The list is generic sellers list and not authenticated by the authorities. Buyers/sellers are requested to verify each other before any business transaction. To add your name in the list, please drop request email to exportcell@mpidc.co.in

MAHUA

The Mahua plant (*Madhuca longifolia*) is native to India. It bears sweet-scented flowers and small, edible fruits. Its seeds yield valuable oil used in cooking, lamps, and cosmetics. Mahua's leaves and flowers are also used in traditional medicine. The tree holds cultural significance and supports local livelihoods in many tribal regions of Madhya Pradesh. Mahua flower is not only used in preparation of liquor but can also be utilized as a food ingredient for preparation of biscuit, cake, laddoo, candy, bar, jam, jelly and sauces etc. The district of **Alirajpur** and **Umaria** selected Mahua is its ODOP.



Mahua Product



SWOT Analysis

Strength	Weakness	Opportunities	Threats
<ul style="list-style-type: none"> Mahua flower is not only used in preparation of liquor but can also be utilized as a food ingredient for preparation of biscuit, cake, laddoo, candy, bar, jam, jelly and sauces etc. Mahua and its products are now getting more attention in people and demand of its products is increasing. The districts of Sagar and Vidisha where most of the manufacturing plants are located are now well-connected through road, rail, and airport for exports. 	<ul style="list-style-type: none"> Production of mahua and its products is still not commercialised and organised. A lot of investment is needed to be done in processing plants. Agro products are highly quality-sensitive, perishable, and have cultural aspects. Indian agro-processed products are facing problems in getting international food standardization like USFDA, Halal, EU MRL etc. 	<ul style="list-style-type: none"> Large-scale investment in food processing industries, increasing production through planned irrigation, entry of new entrepreneurs, and awareness about exports are creating new opportunities for exports. District Alirajpur established several farmers units, Brands, processing, and packaging units for mahua products which will create large opportunities in export generation. 	<ul style="list-style-type: none"> Mahua is still considered a prohibited product in the mind of people in general. Products of mahua are still less available in the local market with easy reach to people. Passion and desire for Mahua products are increasing. Cost of equipment for winery.

Sellers/Producers/Manufacturers/Traders

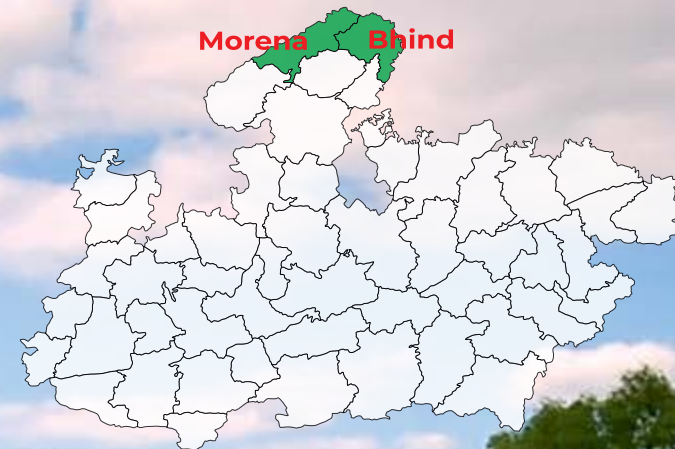
S.No.	Name/Firm	Mobile No.
1	Kishan Lal Nanda	6264573954
2	Kamta Singh	7974067261
3	Madhuvan Private Ltd.	7587876449
4	Vandhan Kendra	9755470927
5	Sapna Rawat	9566613056
6	Ravindra Parmar	9406873485
7	Arvind Tomar	9589617993
8	Dursingh Tomar	7489271315
9	Hiralal	9755867161
10	Roop Narayan	9713870770
11	Govind	9630318615
12	Om Prakash	8459979401
13	Murtuja	9424032241
14	Kamlesh	9775656674
15	Jagdish Chndra	7477028799
16	Jitendra	8770958187
17	Hukum	6263610588
18	Sanjay	9575753448
19	Dharasamrudh Farmer Ltd	7247298303

Disclaimer - The list is generic sellers list and not authenticated by the authorities. Buyers/sellers are requested to verify each other before any business transaction. To add your name in the list, please drop request email to exportcell@mpidc.co.in

MUSTARD/SARSO

Mustard offers a plethora of health benefits. Packed with antioxidants, it aids in reducing inflammation and bolstering the immune system. Mustard seeds are a good source of omega-3 fatty acids, benefiting heart health and reducing cholesterol levels. It is an integral part of Indian kitchen especially in edible oil. The district of Bhind has a massive production of Mustard in Madhya Pradesh. Ecosystem of oil mills and oil-cake are developed in the district. **Bhind and Morena** selected Mustard its ODOP product. (Table data source: Ministry of Commerce and WTO)

Morena Bhind



Mustard Seed HS Code: 120750

Exports in Rs Cr in FY

India		Madhya Pradesh	
2022-2023	2023-2024	2022-2023	2023-2024
362	208	10	12

Export from India - Top Countries

Rank	Country	Values in Rs Cr in FY	
		2022-23	2023-2024
1	Nepal	190	88
2	Bangladesh	42	18
3	U S A	17	16
4	SRI Lanka	10	14
5	U A E	9	9

Rape, colza or mustard oil and fractions HS Code: 1514

Exports in Rs Cr in FY

India	
2022-2023	2023-2024
172	193

Export from India - Top Countries

Rank	Country	Values in Rs Cr in FY	
		2022-23	2023-2024
1	U S A	49	36
2	Canada	15	29
3	U A E	23	29
4	CHINA	18	22
5	Australia	12	17

Top Importers of the world

Rank	Country		In 2023 mn USD
	World		
	World		476
1	USA		115
2	France		82
3	Germany		75
4	Belgium		48
5	Netherlands		26
6	Poland		24
7	Canada		16
8	Japan		8
9	Brazil		6
10	UK		5

Top Exporters of the world

Rank	Country		In 2023 mn USD
	World		
	World		414
1	Canada		203
2	Germany		55
3	Belgium		46
4	Poland		26
5	USA		18
6	Ukraine		14
7	Czech Republic		13
8	Netherlands		11
9	Australia		7
10	Slovakia		4



Imports in Rs Cr in FY

India	
2022-2023	2023-2024
41	67



Top Importers of the world

Rank	Country	In 2023 mn USD
	World	13370
1	USA	4925
2	China	2676
3	Netherlands	1191
4	Belgium	712
5	Germany	570
6	Norway	514
7	Sweden	250
8	Poland	242
9	France	215
10	Korea	202

Top Exporters of the world

Rank	Country	In 2023 mn USD
	World	11580
1	Canada	5250
2	Germany	1638
3	France	725
4	Netherlands	665
5	Belgium	579
6	Czech Republic	393
7	Ukraine	316
8	Poland	287
9	Australia	250
10	Denmark	209

Top Importers of the world

Rank	Country	In 2023 mn USD
	World	15017
1	USA	2404
2	UK	1311
3	France	1095
4	Canada	1023
5	Germany	1014
6	Netherlands	663
7	Hong Kong	497
8	Australia	474
9	Belgium	403
10	Japan	356

Top Exporters of the world

Rank	Country	In 2023 mn USD
	World	17727
1	China	2197
2	USA	2242
3	Italy	1905
4	Netherlands	1479
5	Germany	1238
6	Thailand	972
7	Belgium	794
8	Spain	603
9	Poland	573
10	Canada	563

Mustard Flour, Sauces, Meal and Prepared Mustard HS Code: 2103

Exports in Rs Cr in FY

India	
2022-2023	2023-2024
783	968

Export from India - Top Countries

Rank	Country	Values in Rs Cr in FY	
		2022-23	2023-2024
1	USA	121	142
2	UK	87	114
3	Australia	64	80
4	UAE	65	80
5	Bangladesh	66	67

Imports in Rs Cr in FY

India	
2022-2023	2023-2024
215	258



SWOT Analysis

Strength

- Madhya Pradesh is one of the largest mustard-producing state in India. Mustard has many health benefits like may lower blood sugar levels, protection against infection, good for the heart and many more.
- Demand of mustard is rising day by day due to consumer attraction to quality of edible oil.

Weakness

- India has a huge deficit of edible oil. So export market of mustard and other oleoresin are not much promoted.

Opportunities

- Every process of mustard is valuable ie oil, oil-cake, waste, mustard powder and paste. If farmers move towards mustard growing, it can make them more profitable in future.

Threats

- Palm oil catch all commercial market of edible oil. It is cheap, easily importable and more suitable for fried items.

Sellers/Producers/Manufacturers/Traders

S.No.	Name/Firm	Mobile No.
1	Shiv Maya Oil Mill	7999683631
2	Divyansh Oil Mill H. P 10	8305138061
3	Shraddha Oil Mill	9826314814
4	Barua Oil Mil	9977484210
5	Shiva Oil Industries	9977614725
6	Suresh Oil Meel	9977464853
7	Vajjnath Oil Mill	8839212235
8	Bhadoriya Oil Mill H. P 10	7697571798
9	Laxman Oil Mill Hp10	9977410416
10	Ambey Bhawani Oil & Flour Mill	7000069503
11	Araham Oil Mil	8839651038
12	Shiva Oil Flour Mill	9926287382
13	Sharma Flour Mil And Oil	8103100483
14	Rathore Oil Mill H.P 10	6264503161
15	Kajal Oil Mill	9425757786
16	Ansh Oil Mill H.P 12.5	7415265338
17	Maa Chamunda Devi Oil Mil	6264302184
18	Foji Oil And Flour Mill H.P 10	7828675409
19	Nisha Oil Mill H.P 10	6260571450
20	Khan Oil Mill	9826777884
21	Shankar Oil And Flour Mill	9993072238
22	Jai Maa Shitla Devi Oil Mill H.P 10	9575984117
23	Jay Shri Radhe Oill Mill	9575274364
24	Balaji Oil Mill H.P 15	9630454360
25	Savala Oil Meel	9926216471

S.No.	Name/Firm	Mobile No.
26	Arvind Flour And Oil Mill H.P 10	8085140679
27	Kanha Oil Mill & Flour Mill	8966847099
28	R.K Oil Mill H.P 25	8871867449
29	Hari Oil Mill H.P 10	9770032897
30	Mahakal Oil Mill H.P 15	9009638059
31	Dinesh Oil Mill	9726845588
32	Kushwah Oil Mill	9644130961
33	Shivhare Oil And Flour Mill H.P 10	7566706037
34	Khan Oil And Flour Mill H.P10	9977471691
35	Bhadoriya Oil Mill 10hp	9926960445
36	Jitender Oil Mill ...	9926874558
37	Sharma Oil Mill H.P 12.50	9826231947
38	Sharma Oil Mill H.P 15	7828163667
39	Radha Oil Mill	8358033925
40	Girraj Oil Mill	8899273415
41	Purohit Oil Mill & Flour Mill H.P 10	9754308486
42	Maa Durga Oil Mill	7987487191
43	Deependra Oil& Aata Mill	9977269968
44	Nneeraj Oil Mill..	9753845588
45	Manish Oil Mill ...	8882874558
46	Rahul Oil Mill H.P 15	7906722813
47	Tiwari Oil Mill	8109831114
48	Vashno Maa Oil Mill 15hp	7694960483
49	Sakshi Oil Mill	8120936537
50	Sharma Oil Mill H.P 10	7747987550

Disclaimer - The list is generic sellers list and not authenticated by the authorities. Buyers/sellers are requested to verify each other before any business transaction. To add your name in the list, please drop request email to exportcell@mpidc.co.in

ONIONS/PYAJ

Onions are versatile and nutritionally rich vegetables. They are a potent source of antioxidants, particularly quercetin, which supports heart health and reduces inflammation. Onions contain vitamins C and B6, crucial for immune function and neurotransmitter production. Their sulfur compounds contribute to detoxification processes and may lower blood pressure. Onion is the most essential vegetable commodity along with garlic and tomato. Processed onion in the form of dried powder and flakes has a huge export market in the world. The District of Khandwa has a good production of onion and also developed a good ecosystem of processing and exporting to the world market. **Khandwa, Shajapur** selected onion as ODOP product. (Table data source: Ministry of Commerce and WTO)



Onions And Shallots Fresh or Chilled HS Code: 070310

Exports in Rs Cr in FY

India		Madhya Pradesh	
2022-2023	2023-2024	2022-2023	2023-2024
4,647	4,138	65	84

Export from India - Top Countries

Rank	Country	Values in Rs Cr in FY	
		2022-23	2023-2024
1	Bangladesh	897	1556
2	Malaysia	889	587
3	Sri Lanka	487	525
4	U A E	793	380
5	Nepal	270	150

Onions Dried HS Code: 071220

Exports in Rs Cr in FY

India		Madhya Pradesh	
2022-2023	2023-2024	2022-2023	2023-2024
1,371	1,480	3	1

Export from India - Top Countries

Rank	Country	Values in Rs Cr in FY	
		2022-23	2023-2024
1	Brazil	145	169
2	Germany	165	158
3	U S A	139	152
4	Russia	76	89
5	U K	92	84

Imports in Rs Cr in FY

India	
2022-2023	2023-2024
Nil	87

Imports in Rs Cr in FY

India	
2022-2023	2023-2024
123	176



Top Importers of the world

Rank	Country	In 2023 mn USD
	World	3266
1	USA	494
2	UK	386
3	Germany	283
4	Malaysia	228
5	Netherlands	222
6	Canada	215
7	Japan	132
8	France	128
9	Belgium	110
10	Spain	109

Top Exporters of the world

Rank	Country	In 2023 mn USD
	World	3426
1	Netherlands	1203
2	China	651
3	USA	299
4	Spain	269
5	Poland	145
6	New Zealand	106
7	Peru	104
8	France	103
9	Germany	64
10	Canada	58



Top Importers of the world

	Country	In 2023 mn USD
Rank	World	421
1	Germany	60
2	UK	34
3	Japan	33
4	Netherlands	29
5	Canada	24
6	Brazil	23
7	USA	18
8	Belgium	16
9	Spain	14
10	France	12

Top Exporters of the world

	Country	In 2023 mn USD
Rank	World	433
1	India	179
2	USA	68
3	China	42
4	Germany	25
5	France	24
6	Spain	23
7	Netherlands	19
8	Malaysia	14
9	Belgium	12
10	Hungary	6

Swot Analysis

Strength	Weakness	Opportunities	Threats
<ul style="list-style-type: none"> India is the 2nd largest producer of onion, in the world after China. India produces all three varieties of onion – Red, Yellow and White. Year-Round Supply- Grown in western, northern, and southern parts. Madhya Pradesh is one of the Largest Onion-producing states in India after Maharashtra and Karnataka. The life of onion is much longer than tomato and other green vegetables. Taste and aroma of white dried onion is not much different from fresh white onion made it more suitable for processing and trading. 	<ul style="list-style-type: none"> Even though Madhya Pradesh is one of the largest producer of onion, its strength in exports in onion is not exploited to the fullest extent. Agro products are highly quality-sensitive, perishable, and have cultural aspects. Indian agro-processed products are facing problems in getting international food standardization like USFDA, Halal, EU MRL etc. 	<ul style="list-style-type: none"> Large-scale investment in food processing industries, increasing production through planned irrigation, entry of new entrepreneurs, and awareness about exports are creating new opportunities for exports. District Khandwa, Shajapur established several farmers units, Brands, processing, and packaging units for onion which will create large opportunities in import substitution and export generation. 	<ul style="list-style-type: none"> The growing domestic price of spices always creates suspicion in the export market of onion. Farmers in the region due to local conditions sometimes divert towards other products in place of onion.

Sellers/Producers/Manufacturers/Traders

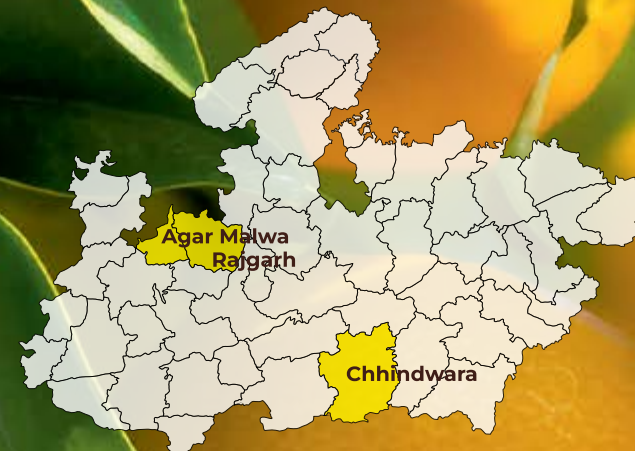
S.No.	Name/Firm	Mobile No.
1	Sunil Patidar	8770954317
2	Savriya Patidar	8889828511
3	Mahesh Sharma	7000453227
4	Suresh Patidar	9340801883
5	Moin Beg	9981357172
6	Radheshyam Dangi	9098498485
7	Gopal Krishan VEDIYA	7067702534
8	Manish Kumar Agrwal	8717951584
9	Mahendra Singh Sisodiya	9302948290
10	Rajesh Kumar Ajmera	8109380737
11	Kuanamika	9111414140
12	Renuka Chavda	8889734356
13	Ishwar Singh	9399455383
14	Mangal Dhakad	7806043837
15	Braj Mohan Patidar	9994496621
16	Lakhan Patidar	8823065204
17	Sunita	9098741167
18	Smt Vimlesh Gupta	9111023611
19	Dariyav Singh	9098177578
20	Bhanwar Lal	9993069573
21	Prem Singh	9754174476
22	Kanheyalal	9926551457
23	Dolat Malakar	7000534862
24	Narsang	9009035136
25	Magilal	9685015829

S.No.	Name/Firm	Mobile No.
26	Umer Khilji	9907722090
27	Jitendra Jaiswal	7772088951
28	Deepak Giri	9893636008
29	Raghuveer Sondhiya	6264398194
30	Inder Singh Jat	7987174679
31	Pawan Tanwar	9691654034
32	Rambabu Nagar	7354356814
33	Arpit Tripathi	9098038249
34	Anokh Singh Sisodiya	7999648945
35	Rambabunagar	9165212134
36	Kailashnarayan Gupta	9425093881
37	Lakhan Lal Kushwah	9575531900
38	Narendra Kushwaha	9098692169
39	Praveen Kumar Carpenter	9993273972
40	Sateesh Kumar	6260556858
41	Shrinath Dangi	9753888222
42	Premnarayan Dangi	9754630095
43	Mahendra Singh	9098160516
44	Banshilal Dangi	9926683320
45	Kamlesh Kumar Verma	8770169095
46	Mahendra Sondhiya	9425017430
47	Mahendra Singh	9131634079
48	Ramkesh Meena	7773030550
49	Ramdayal Patidar	9752804841
50	Banshilal Dangi	9669316221

Disclaimer - The list is generic sellers list and not authenticated by the authorities. Buyers/sellers are requested to verify each other before any business transaction. To add your name in the list, please drop request email to exportcell@mpidc.co.in

ORANGES/SANTRA

Oranges are juicy citrus fruits, known for their vibrant orange hue and tangy flavor. Rich in vitamin C and antioxidants, they boost immune health and fight inflammation. Popular in juices and salads, they're a refreshing snack. Oranges also offer fiber, supporting digestion. Their zesty aroma is synonymous with freshness and vitality. A Centre of Excellence is also being built in Chhindwarain collaboration with Israel. The districts of **Agar Malwa**, **Chhindwara**, and **Rajgarh** selected oranges as their ODOP. (Table data source: Ministry of Commerce and WTO)



Orange fresh and Dried HS Code: 080510



Exports in Rs Cr in FY

India	
2022-2023	2023-2024
168	169

Export from India - Top Countries

Rank	Country	Values in Rs Cr in FY	
		2022-23	2023-2024
1	Bangladesh	139	122
2	Nepal	27	41
3	Bhutan	2	4
4	U A E	1	2
5	Maldives	1	1

Essential Oils of Orange HS Code: 330112

Exports in Rs Cr in FY

India	
2022-2023	2023-2024
6	5

Imports to India in Cr in FY

India	
2022-2023	2023-2024
174	202



Imports in Rs Cr in FY

India	
2022-2023	2023-2024
545	567

Import from India - Top Countries

Rank	Country	Values in Rs Cr in FY	
		2022-23	2023-2024
1	Egypt	384	374
2	South Africa	129	141
3	Australia	13	38

Top Importers of the world

Rank	Country	In 2023 mn USD
	World	
	4794	
1	France	487
2	Netherlands	607
3	Germany	482
4	USA	256
5	China	229
6	Canada	223
7	Hong Kong	217
8	Spain	203
9	UK	197
10	Italy	183

Top Exporters of the world

Rank	Country	In 2023 mn USD
	World	
	4326	
1	Spain	1304
2	South Africa	780
3	USA	522
4	Netherlands	452
5	Greece	244
6	Australia	185
7	Italy	146
8	Portugal	129
9	Türkiye	115
10	China	84



Swot Analysis

Strength

- Madhya Pradesh is one of the leading producers of Oranges having the second-largest area under cultivation. Orange is consumed in all parts of the country and has a consistently high demand in the domestic market throughout the year.

Weakness

- The shelf life of fresh Orange is very short.
- Agro products are highly quality-sensitive, perishable, and have cultural aspects. Indian agro-processed products are facing problems in getting international food standardization like USFDA, Halal, EU MRL etc.

Opportunities

- Processing of Oranges Juices, Jams, Squash, Syrups, Cosmetics, perfumes, essential oils, etc. have huge market scope.

Threats

- India is a major producer of Oranges in the world but it does not come under the top exporting countries of the world.

Sellers/Producers/Manufacturers/Traders

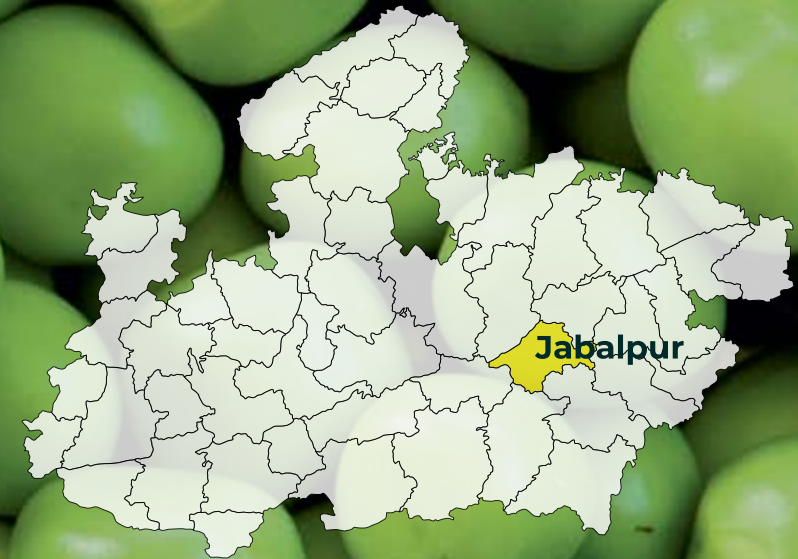
S.No.	Name/Firm	Mobile No.
1	Sunil Patidar	8770954317
2	Savriya Patidar	8889828511
3	Mahesh Sharma	7000453227
4	Suresh Patidar	9340801883
5	Moin Beg	9981357172
6	Radheshyam Dangi	9098498485
7	Gopal Krishan Vediya	7067702534
8	Manish Kumar Agrwal	8717951584
9	Mahendra Singh Sisodiya	9302948290
10	Rajesh Kumar Ajmera	8109380737
11	Kuanamika	9111414140
12	Renuka Chavda	8889734356
13	Ishwar Singh	9399455383
14	Mangal Dhakad	7806043837
15	Braj Mohan Patidar	9994496621
16	Lakhan Patidar	8823065204
17	Sunita	9098741167
18	Smt Vimlesh Gupta	9111023611
19	Dariyav Singh	9098177578
20	Bhanwar Lal	9993069573
21	Prem Singh	9754174476
22	Kanheyalal	9926551457
23	Dolat Malakar	7000534862
24	Narsang	9009035136
25	Magilal	9685015829

S.No.	Name/Firm	Mobile No.
26	Umer Khilji	9907722090
27	Jitendra Jaiswal	7772088951
28	Deepak Giri	9893636008
29	Raghuveer Sondhiya	6264398194
30	Inder Singh Jat	7987174679
31	Pawan Tanwar	9691654034
32	Rambabu Nagar	7354356814
33	Arpit Tripathi	9098038249
34	Anokh Singh Sisodiya	7999648945
35	Rambabunagar	9165212134
36	Kailashnarayan Gupta	9425093881
37	Lakhan Lal Kushwah	9575531900
38	Narendra Kushwaha	9098692169
39	Praveen Kumar Carpenter	9993273972
40	Sateesh Kumar	6260556858
41	Shrinath Dangi	9753888222
42	Premnarayan Dangi	9754630095
43	Mahendra Singh	9098160516
44	Banshilal Dangi	9926683320
45	Kamlesh Kumar Verma	8770169095
46	Mahendra Sondhiya	9425017430
47	Mahendra Singh	9131634079
48	Ramkesh Meena	7773030550
49	Ramdayal Patidar	9752804841
50	Banshilal Dangi	9669316221

Disclaimer - The list is generic sellers list and not authenticated by the authorities. Buyers/sellers are requested to verify each other before any business transaction. To add your name in the list, please drop request email to exportcell@mpidc.co.in

PEAS/MATAR

Peas, *Pisum sativum*, are tiny green gems packed with nutrients. Belonging to the legume family, they're a rich source of protein, fiber, and essential vitamins. Whether fresh, frozen, or canned, peas find their way into salads, stews, and side dishes, contributing a burst of sweetness and vibrant colour to meals. The District of Jabalpur has a good production of onion and also developed a good ecosystem of processing and exporting to the world market. **Jabalpur** selected peas as ODOP product. (Table data source: Ministry of Commerce and WTO)



Peas Shelled or Unshelled, Frozen HS Code: 071021

Exports in Rs Cr in FY

India	
2022-2023	2023-2024
77	158

Export from India - Top Countries

Rank	Country	Values in Rs Cr in FY	
		2022-23	2023-2024
1	U A E	4	42
2	Saudi Arab	29	41
3	U S A	13	15

Green Peas HS Code: 07131020

Exports in Rs Cr in FY

India	
2022-2023	2023-2024
67	68

Export from India - Top Countries

Rank	Country	Values in Rs Cr in FY	
		2022-23	2023-2024
1	U A E	16	37
2	China	10	6
3	Philippines	10	5

Top Importers of the world

Rank	Country	In 2023 mn USD
	World	2204
1	China	1046
2	Spain	185
3	USA	153
4	Türkiye	129
5	Italy	86
6	Germany	73
7	Netherlands	60
8	Latvia	57
9	Norway	48
10	Belgium	48

Top Exporters of the world

Rank	Country	In 2023 mn USD
	World	2061
1	Canada	1096
2	USA	211
3	Türkiye	158
4	France	108
5	Ukraine	72
6	Latvia	60
7	Australia	52
8	Lithuania	36
9	Hungary	34
10	Germany	32



SWOT Analysis

Strength

- India is the world largest producers of vegetables. To feed the population, it needs constant supply of vegetables in the market.
- The frozen peas are much longer than tomato and other green vegetables. Taste and aroma of white frozen peas is not much different from fresh white onion made it more suitable for processing and trading

Weakness

- The shelf life of Peas is short.
- Lack of Infrastructure for cold Chains like Cold Stores, Packhouse and Reefer Vans, and test laboratories.

Opportunities

- Processing of Peas: Frozen Peas, Dehydration of Peas, processing it into powders, etc. Growing export markets in UAE, China, USA, Iran, Thailand, and Bangladesh.
- Offering huge investment opportunities, Madhya Pradesh can lead the country in terms of Peas exports as the fruit is available around the year.

Threats

- The growing domestic price of vegetables always creates suspicion in the export market of peas.
- Farmers in the region due to local conditions sometimes divert towards other products in place of vegetables.

Sellers/Producers/Manufacturers/Traders

S.No.	Name/Firm	Mobile No.
1	Bedee Lal Patel	9617964057
2	Prabir	7738014232
3	Arpana Verma	7999021791
4	Satyam Kumar Mishra	7974714276
5	Tarun Rajak	9752378819
6	Balkesh Patel	9009068888
7	Manish Kumar Tiwari	9302513291
8	Umedkumar	6260614518
9	Dharmendra	9302959933
10	Rajendra Singh Patel	8819807043
11	Ambika Patel	9685851705
12	Ashish Choudharey	8109988842
13	Surya Prakash Shukla	8319741956
14	Ganesh Kumar Kurmi	8719940964
15	Raja	9329488631
16	Rajarshi Pandey	8103223339
17	Manish Kumar Tiwari	7223099033
18	Yash Gontia	8878842041
19	Manish Kumar Tiwari	8103398588
20	Manoj Kumar Patel	8770652310
21	Vijay Kumar Patel	9165040826
22	Akshay Bajaj Jain	9303444141
23	Satyam Patel	8085440009
24	Bharat Singh Marko	7999635251
25	Dileep Jhariya	8085090425

Disclaimer - The list is generic sellers list and not authenticated by the authorities. Buyers/sellers are requested to verify each other before any business transaction. To add your name in the list, please drop request email to exportcell@mpidc.co.in

PIGEON PEAS/TOOR DAL

Madhya Pradesh is always at the leading position in India in pulses production. Pigeon peas or Toor/Arhar Dal is the main source of protein in Indian kitchens and is widely used across India. Due to the deficit, India is one of the largest importers of Pulses including Pigeon Peas in the world. So the future for the farmers and processors for the growing, storing, and procession of pigeon peas is very bright. The District of **Narsingpur** has chosen Toor dal as ODOP Product. (Table data source: Ministry of Commerce and WTO)

Pigeon Peas HS Code: 071360

Exports in Rs Cr in FY

India		Madhya Pradesh	
2022-2023	2023-2024	2022-2023	2023-2024
271	473	16	39

Export from India - Top Countries

Rank	Country	Values in Rs Cr in FY	
		2022-23	2023-2024
1	Mozambique	2,407	2,054
2	Myanmar	1,513	1,982
3	Tanzania	538	1,539
4	Sudan	366	426
5	Malawi	31	40

Imports in Rs Cr in FY

India	
2022-2023	2023-2024
5,184	6,595

Import from India - Top Countries

Rank	Country	Values in Rs Cr in FY	
		2022-23	2023-2024
1	USA	79	123
2	UAE	55	107
3	Canada	38	55
4	Nepal	31	46
5	UK	11	34

Top Importers of the world

Rank	Country	In 2023 mn USD
	World	
	826	
1	India	795
2	USA	16
3	UK	5
4	Canada	2
5	Australia	2
6	France	1
7	Belgium	1
8	South Africa	1
9	Malaysia	1
10	Peru	1

Top Exporters of the world

Rank	Country	In 2023 mn USD
	World	
	65	
1	India	57
2	Peru	3
3	Belgium	2
4	Ecuador	1
5	South Africa	1
6	Netherlands	1
7	France	1
8	Australia	1
9	USA	1
10	Canada	1



SWOT Analysis

Strength

- India is the largest producer, consumer, importer of pulses in the world. Madhya Pradesh is the second largest producer of pulses after Rajasthan in India. So the ecosystem of production, processing, packaging and marketing of pulses and toor dal is being developed in Madhya Pradesh.

Weakness

- India is a pulses deficit country and the largest importer in the world. So exports of the pulses are always on the watchlist subject to supply and demand in the local market.
- Even though Madhya Pradesh is the second largest producer of pulses, its strength in exports in Toor Dal is not exploited to the fullest extent.

Opportunities

- Large-scale investment in food processing industries, increasing production through planned irrigation, entry of new entrepreneurs, and awareness about exports are creating new opportunities for exports.
- District Narsingpur established several FPO, Brands, processing, and packaging units for toor dal which will create large opportunities in import substitution and export generation.

Threats

- The growing domestic price of pulses always creates suspicion on the export market of pulses.
- Farmers in the region due to local conditions sometime divert towards rice and paddy in place of pulses.

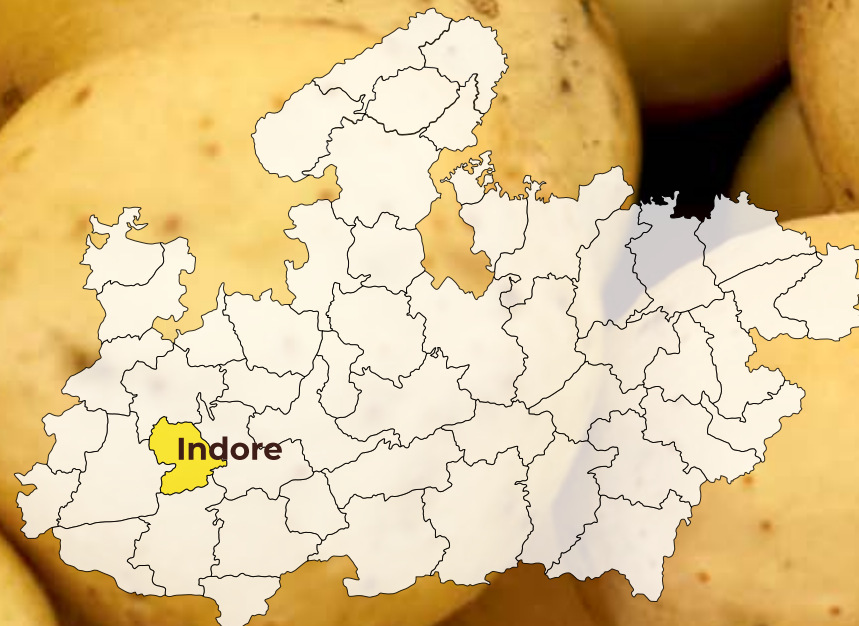
Sellers/Producers/Manufacturers/Traders

S.No.	Name/Firm	Mobile No.
1	Shree Siyaram	7000722970
2	Vaibhav Nema	8770964045
3	Shakti Pooja Farmer Producer Company	9425469291
4	Shakti Pooja Farmer Producer Company	7000639288
5	Nijdhara Farmer Producer Company, Khulari	9669327255
6	Nijdhara Farmer Producer Company, Khulari	7610768693
7	Gadarwara Organic Farmer Producer Company Ltd	6261006051
8	Narsinghpur Eco Foods Producer Company Ltd	669044099
9	Narsinghpur Eco Foods Producer Company Ltd	9425857433
10	Indra Kumar Malviya	9589478300
11	Lakshmi Lodhi	9399523946
12	Bhardwaj Farm's	9584530383
13	Sawariya Group	9713312929

Disclaimer - The list is generic sellers list and not authenticated by the authorities. Buyers/sellers are requested to verify each other before any business transaction. To add your name in the list, please drop request email to exportcell@mpidc.co.in

POTATO/ALOO

The potato, *Solanum tuberosum*, is a versatile staple crop. Rich in carbohydrates, vitamins, and minerals, it's prepared in myriad ways – mashed, fried, baked. Its adaptability and nutritional value make it a vital food source for millions world wide. The District of Indore has a good production of onion and also developed a good ecosystem of processing and exporting to the world market. **Indore** selected potato as ODOP product. (Table data source: Ministry of Commerce and WTO)



Potatoes, Fresh or Chilled HS Code: 0701

Exports in Rs Cr in FY

India		Madhya Pradesh	
2022-2023	2023-2024	2022-2023	2023-2024
806	837	8	5

Export from India - Top Countries

Rank	Country	Values in Rs Cr in FY	
		2022-23	2023-2024
1	Nepal	363	256
2	Oman	93	103
3	Bangladesh	Nil	92
4	Indonesia	67	77
5	Saudi Arab	87	67

Flour, Meal, Powder, Flakes, Granules and Pellets of Potatoes HS Code: 1105

Exports in Rs Cr in FY

India	
2022-2023	2023-2024
265	513

Export from India - Top Countries

Rank	Country	Values in Rs Cr in FY	
		2022-23	2023-2024
1	Malaysia	74	153
2	Japan	35	63
3	Philippines	27	56
4	U S A	24	49
5	Indonesia	25	40

Top Importers of the world

Rank	Country	In 2023 mn USD
	World	5217
1	Belgium	1223
2	Spain	510
3	Netherlands	498
4	USA	448
5	Italy	371
6	Germany	297
7	France	248
8	Portugal	182
9	Greece	112
10	Malaysia	104



Top Exporters of the world

Rank	Country	In 2023 mn USD
	World	5345
1	Netherlands	1285
2	France	1088
3	Germany	659
4	Canada	469
5	USA	339
6	Belgium	294
7	China	230
8	Spain	226
9	UK	183
10	Denmark	75



Top Importers of the world

Rank	Country	In 2023 mn USD
	World	1131
1	USA	117
2	Italy	102
3	UK	100
4	Malaysia	96
5	France	88
6	Japan	72
7	Poland	60
8	Belgium	60
9	Germany	58
10	Spain	36

Top Exporters of the world

Rank	Country	In 2023 mn USD
	World	1138
1	Germany	347
2	Netherlands	279
3	Belgium	207
4	USA	136
5	Denmark	54
6	Poland	39
7	Canada	22
8	U K	13
9	France	13
10	Spain	9

Swot Analysis

Strength

- India is the one of the largest producers and consumer of potato.
- Madhya Pradesh is one of the Largest potato-producing states in India. The life of potato is much longer than tomato and other green vegetables.

Weakness

- Even though Madhya Pradesh is one of the largest producer, its strength in exports in potato is not exploited to the fullest extent.
- Agro products are highly quality-sensitive, perishable, and have cultural aspects. Indian agro-processed products are facing problems in getting international food standardization like USFDA, Halal, EU MRL etc.

Opportunities

- Large-scale investment in food processing industries, increasing production through planned irrigation, entry of new entrepreneurs, and awareness about exports are creating new opportunities for exports.
- District Indore established several farmers units, Brands, processing, and packaging units for garlic which will create large opportunities in import substitution and export generation.

Threats

- The growing domestic price of vegetables always creates suspicion in the export market of vegetables.
- Farmers in the region due to local conditions sometimes divert towards other products in place of Potato.

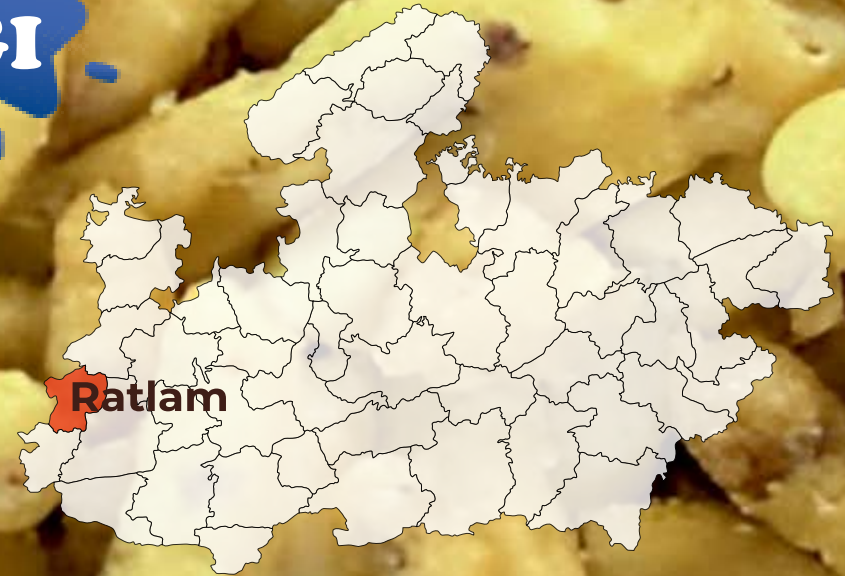
Sellers/Producers/Manufacturers/Traders

S.No.	Name/Firm	Mobile No.
1	Amajad Khan	6263039330
2	Suraj Sule	9826796319
3	Ashok Kapde	9340551814
4	Ashok Kapde	9754082712
5	Afjal	9584265244
6	Amajad Khan	9754221866
7	Surendra	8959397927
8	Pritam Sankle	9907602202
9	Ashok Kapde	9399924950
10	Mahesh Sule	8839711797
11	Shyam Patidar	9009929244
12	Vijay Patidar	9977268910
13	Kamal Mohanlal Patidar	9196426020
14	Devendra Narwariya	9009966353
15	Manoj Patidar	9827471161
16	Vikas Kelotra	6164854864
17	Darshit Gruh Udhog	8959012752
18	Shree Maya Grah Udhog	9229461519
19	Tarun Enterprises	8109548648
20	Rajveer Singh Dawar	7987399664

Disclaimer - The list is generic sellers list and not authenticated by the authorities. Buyers/sellers are requested to verify each other before any business transaction. To add your name in the list, please drop request email to exportcell@mpidc.co.in

RATLAMI SEV: GI PRODUCT

Ratlami Sev does not need any introduction since it is tasted by the majority of Indians. It is dried snakes made from flour of chickpeas and fried with hot oil. Due to its distinct taste and flavour with its distinct geography, it is awarded as a Geographical Indication product of the district of **Ratlam** in 2015.



Geographical Indications	Ratlami Sev
GI Registered User	Ratlami Sev Evam Namkeen Mandal
Applicant Address	35, Gopal Nagar, Opp. Teacher's Colony, Sagod Road, Ratlam - 457001, Madhya Pradesh, India

SWOT Analysis

Strength	Weakness	Opportunities	Threats
<ul style="list-style-type: none"> Geographical Indication product has huge potential in Exports. GI product has its own strength of branding and marketing. Since it is an agro-processed product, there are not many challenges from the supply side. 	<ul style="list-style-type: none"> The product has no specific HS code, so domestic turnover or export data is not available. The product has not developed its international market yet even Indian snakes has huge market outside. 	<ul style="list-style-type: none"> Due to increased e-commerce and publicity of GI products, Ratlami Sev has a huge opportunity in the domestic and international markets. Processors are now equipped with export knowledge and will contribute to exports. 	<ul style="list-style-type: none"> Food products are subject to quality, taste, and cultural aspects. If the product cannot be absorbed in local culture, there will be no development in Exports.



Sellers/Producers/Manufacturers/Traders

S.No.	Name/Firm	Mobile No.
1	Aayush Khandelwal	9229669399
2	Yashvant Mehata	8085678999
3	Parth Sharma	7999207341
4	Rekha Bhuriya	8826343243
5	Dharmendra Maru	9993113100
6	Ashish Paliwal	9425926333
7	Pravin Kasera	9399227371
8	Somesh Varma	9111752169
9	Ponamchandra	8770100953
10	Sailendra Gandhi	9425103695
11	Ajeet Agrawal	9329310100
12	Ankit	9826736999
13	Saharsh Sakhlecha	9098523074
14	Rajendra Sharma	07412-91747
15	Govardhan Ji	9827843306
16	Dinesh Jain	9424047473
17	Sarita Varma	9827086249
18	Jalaram Sweets	7000755529
19	Bhupesh	9685150405
20	Subham Arora	9399950683

Disclaimer - The list is generic sellers list and not authenticated by the authorities. Buyers/sellers are requested to verify each other before any business transaction. To add your name in the list, please drop request email to exportcell@mpidc.co.in

SANDSTONE

Sandstone is a clastic sedimentary rock composed mainly of silicate grains and Tiles are usually thin, square or rectangular coverings manufactured from hard-wearing material such as ceramic, stone, metal, baked clay, or even glass. Sandstone tile is one of the most durable natural stone options, which provides a timeless and beautiful classic look. Sandstone tile is an excellent tile flooring choice, mostly used in outdoor applications as it is very durable and has a high capacity to withstand extreme weather conditions. Madhya Pradesh has a rich tradition of stone craft. Not just sandstone tiles but different types of stones like, marble, soapstone, sand stone etc. are used by craftsmen in India. Large blocks of stone are quarried and then taken to various craft centers. The basic design & shape is given to the stone and the final carving is then carried out and the items are polished. Sandstone Tiles is an ODOP product of the **Gwalior** district of MP. (Table data source: Ministry of Commerce and WTO)



Sand Stone HS Code: 251620

Exports in Rs Cr in FY

India		Madhya Pradesh	
2022-2023	2023-2024	2022-2023	2023-2024
582	595	56	44

Export from India - Top Countries

Rank	Country	Values in Rs Cr in FY	
		2022-23	2023-2024
1	U K	260	281
2	France	53	62
3	U S A	62	59
4	Taly	25	37
5	Belgium	38	33



SWOT Analysis

Strength

- Gwalior Sandstone, a durable and elegant material, can transform homes and buildings into iconic art pieces. Despite its high cost, masonry offers longer lifespan compared to other man-made materials used in architecture.

Weakness

- Lakhs of people in Madhya Pradesh's stone quarries face risks to their health and lungs due to unregulated mine jobs. Limited livelihood options force them to work tirelessly, exposing them to hazardous conditions and poor health outcomes. Addressing these issues is crucial.

Top Importers of the world

Rank	Country	In 2023 mn USD
	World	163
1	U K	68
2	China	45
3	Romania	9
4	USA	8
5	France	6
6	Italy	5
7	Netherlands	5
8	Belgium	4
9	Canada	3
10	Ireland	2

Top Exporters of the world

Rank	Country	In 2023 mn USD
	World	99
1	India	72
2	Spain	7
3	Belgium	3
4	Ireland	2
5	France	2
6	USA	2
7	Poland	2
8	China	2
9	UK	1
10	Türkiye	1

Opportunities

- The Real Estate Sector in India and overseas countries, particularly Europe and the USA, is expanding rapidly, with a keen interest in using Gwalior Sandstones for traditional and historical building construction.

Threats

- The costs of transporting and shipping sand stones are exorbitant, with many items being shipped by air due to unimaginable airfreight and sea shipping due to weight and volume.

Sellers/Producers/Manufacturers/Traders

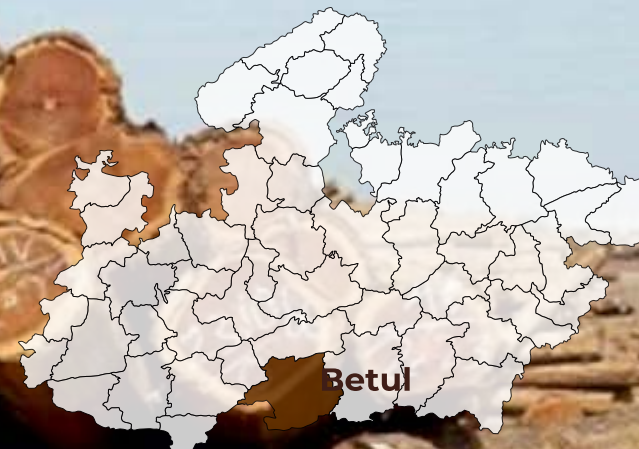
S.No.	Name/Firm	Mobile No.
1	Abditory Eyprices	9425771652
2	Royley Natural Stone	7999676336
3	Yashita Trader	9827077262
4	Sand Stone Export.Com	9826268081
5	Maruti Stone Cutting	9425116318
6	Shakuntala Stone	7415544899
7	Jain Stone	9630096503
8	Alliance Stone	9993459439
9	Rsi Stone	9617900600
10	Sharma Stone	8319576192
11	Vijaydeep Stone	9993157042
12	Tanwar Stone Industries	9826799945
13	Kavita Stone	9229308671
14	Girraj Stone	9826248107
15	K. R. Stone	9893597811
16	Runjhajan Enterprigage	9987527445
17	Runjhajan Enterprigage	9039122653
18	Alance Overseas	8889900158
19	Stones	9826058456
20	Jeevani Stone	9009100248
21	Shiv Sai Stone	9755894380
22	Jaishkar Ston	9425111869
23	Make My Art.Com Stone	9425112621
24	Tanwar Stones	9826799945
25	Priya Stones	9893217824

S.No.	Name/Firm	Mobile No.
26	Tirupati Stones	9755014222
27	Empror Associate	9425111772
28	Aryan Slate And Sandstone	9617748444
29	Mahaveer Stones	7879750002
30	Nandini Panday	9425111388
31	Lokendra Singh Rathore	9827586752
32	Deepak Jain	9630096503
33	Arun Goswami	9993459430
34	Gourav Agrawal	9399401841
35	Veerendra Singh Jadon	9617990600
36	Ruchi Tomar	9617990600
37	Manoj Sharma	9926519316
38	Deepshikha Chauhan	9993157042
39	Upendra Singh Tomar	9826799945
40	Kavita Yadav	9229308671
41	Udaybhan Shrivastava	9826248107
42	Rama Goyal	9893597811
43	Sangeeta Jain	9425336641
44	Savita Agrawal	9425336641
45	Mukesh Gupta	7987572445
46	Saurabh Singh Tomar	9910866445
47	Shalu Mittal	9826058456
48	Kamal Jain	8357055005
49	Bhupendra Kirar	7000215951
50	Ashok Shivhare	9425117632

Disclaimer - The list is generic sellers list and not authenticated by the authorities. Buyers/sellers are requested to verify each other before any business transaction. To add your name in the list, please drop request email to exportcell@mpidc.co.in

TEAK WOOD

Teak wood, sourced from the tropical *Tectona grandis* tree, is highly prized for its durability, rich golden-brown hue, and natural oils that resist decay. It is favoured in furniture and home construction for its resilience to moisture and insects. Teak is fine grain and strength make it a sought-after material in high-quality woodworking projects. Madhya Pradesh has the largest forest area in India so as the source of wood. The district of **Betul** selected Teak Wood as its ODOP. (Table data source: Ministry of Commerce and WTO)



Woodin Rough HS Code: 4403

Exports in Rs Cr in FY

India	
2022-2023	2023-2024
676	329

Export from India - Top Countries

Rank	Country	Values in Rs Cr in FY	
		2022-23	2023-2024
1	China	43	312
2	Singapore	4	11
3	U S A	1	1
4	Qatar	3	1
5	U A E	14	1

Wood Sawn & chipped length wise HS Code: 4407

Exports in Rs Cr in FY

India	
2022-2023	2023-2024
66	57

Export from India - Top Countries

Rank	Country	Values in Rs Cr in FY	
		2022-23	2023-2024
1	Italy	19	242
2	U S A	5	9
3	U A E	6	5
4	Lithuania	3	3
5	Kuwait	9	2

Imports in Rs Cr in FY

India	
2022-2023	2023-2024
8,568	7,454



Top Importers of the world

Rank	Country	In 2023
		mn USD
	World	12431
1	China	6048
2	Austria	852
3	Sweden	675
4	Japan	563
5	Germany	482
6	Portugal	338
7	Korea	312
8	Canada	308
9	Belgium	274
10	Italy	246

Top Exporters of the world

Rank	Country	In 2023
		mn USD
	World	10239
1	New Zealand	1995
2	USA	1613
3	Germany	934
4	Czech Republic	630
5	Canada	479
6	France	431
7	Poland	355
8	Belgium	342
9	Latvia	334
10	Norway	301

Imports in Rs Cr in FY

India	
2022-2023	2023-2024
4,009	3,710



Top Importers of the world

	Country	In 2023 mn USD
Rank	World	31420
1	USA	8013
2	China	6827
3	UK	2251
4	Italy	1780
5	Japan	1394
6	Netherlands	1132
7	France	1034
8	Germany	985
9	Belgium	769
10	Austria	523

Top Exporters of the world

	Country	In 2023 mn USD
Rank	World	30891
1	Canada	6509
2	Sweden	3641
3	Germany	2888
4	USA	2669
5	Finland	2000
6	Austria	1578
7	Thailand	1246
8	Latvia	765
9	Brazil	762
10	Chile	760

SWOT Analysis

Strength	Weakness	Opportunities	Threats
<ul style="list-style-type: none"> • The district of Betul has abundant resources of local wood due to the proximity of the forest. The ecosystem of carpenters, traders, and customers has been developed in the district. The introduction of high-quality machines and the development of mass-quantity output is envisaged in the current time. • Betul region has connectivity of four-lane roads to all parts of India. 	<ul style="list-style-type: none"> • Even though Madhya Pradesh is growing its manufacturing in the wood sector, its strength in exports is not exploited to the fullest extent. 	<ul style="list-style-type: none"> • Large-scale investment in industries, increasing production through technological upgradation, entry of new entrepreneurs, and awareness about exports are creating new opportunities for exports, especially for manufacturing products. 	<ul style="list-style-type: none"> • In manufacturing, China always remains as threat to cheap exports. • Vietnam and other ASEAN countries have developed their massive infrastructure in wood and furniture manufacturing.

Sellers/Producers/Manufacturers/Traders

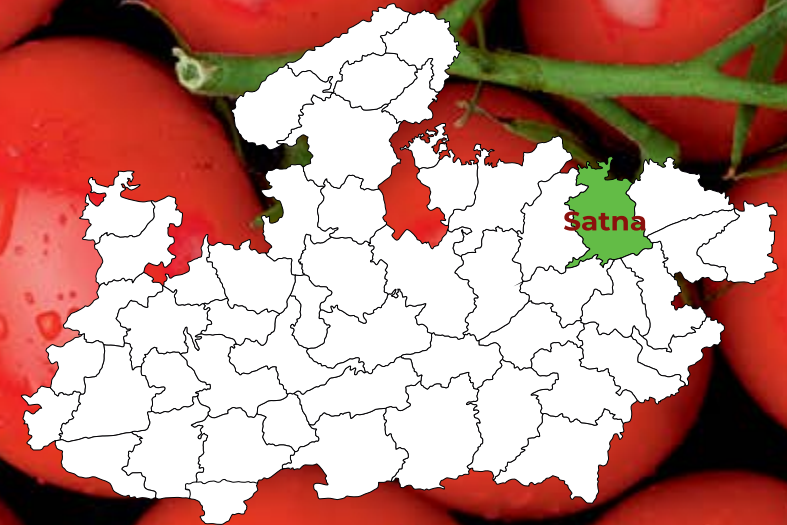
S.No.	Name/Firm	Mobile No.
1	Hd Patel Furniture Mart	9425627777
2	Bd Patel Furniture Mart	9425627777
3	Shantilal Patel Furniture Mart	7389824523
4	Narendra Traders	9425002754
5	Tapti Marble and Granite	9425002045
6	Ak Soni	9406521442
7	Jaidurge Rakchak Furniture	9425003096
8	Mahadule Furniture Mart	9425003096
9	Sahu Furniture Mart	9907512969
10	Radhakrishna Furniture Industry	9301810153
11	Krishna Furniture Udyog	9301810153
12	Subhadra Furniture Mart	9301810153
13	Vedika Furnitures	8770625348
14	Sadguru Woodwork	9425402087
15	B.R. Sahu	9425192887
16	R.K. Timber	9425003087
17	New Sahu Furniture	9425003087
18	Jayashree Traders	9425402087
19	Jayashree Traders	9425402087
20	Kashi Furniture Mart	9425382871
21	Isit Furniture Development	7024069363
22	Raj Timbers Attackpur	9425610959
23	Abdul Rehman Timbers	9425610959
24	A.A. Khan Attackpur	7000198633
25	Thackeray Furniture Mart	8817789458

S.No.	Name/Firm	Mobile No.
26	Tiwari Furniture Mart	9827069998
27	Sharma Woodwork	9755952508
28	Jai Balaji Furniture Mart	9425381905
29	Richa Furniture	9039902691
30	Kamal Panwar Furniture Mart	9926509458
31	Mahesh Panwar Timber Mart	9926509458
32	Shriram Furniture Mart	9039902691
33	Ganesh Furniture Mart	9425068424
34	New Patel Furniture Mart	9425068424
35	Sharda Furniture Mart	9977931538
36	Shri Sharda Furniture Art	9827324342
37	D.K. Patel Fragling Betul	9425668770
38	Ashapura Sales Stules Betul	9584631612
39	Sharma Furniture Mart	9893009302
40	Sri Gopal Krishna Timbar	8437625044
41	R.K. Traders Kalapatha Batul	9425002758
42	India Furniture Mart	9425006308
43	Malvi Furniture Mart	9669339584
44	Balaji Furniture Mart	9907015153
45	Harsha Furniture Mart	7974456381
46	Vaishnav Woodwork	9407594793
47	Pal Furniture Mart	9300223319
48	Sandeep Furniture Mart	6260218039
49	Isha Furniture Mart	7000198633
50	Vedika Indrastriles	9301554348

Disclaimer - The list is generic sellers list and not authenticated by the authorities. Buyers/sellers are requested to verify each other before any business transaction. To add your name in the list, please drop request email to exportcell@mpidc.co.in

TOMATO

Madhya Pradesh is one of the largest tomato-growing states of India. Tomato remains one of the main ingredients of an Indian kitchen. After increasing hotel-based eateries, pizza, sandwiches, and fast food, the demand for tomatoes and its products ie puree and ketchup is increasing day by day as its processing industries. The export of tomato-based products will be the new future for food processing industries. District **Satna** choose Tomato as its ODO product. (Table data source: Ministry of Commerce and WTO)



Fresh Tomato HS Code: 0702000

Exports in Rs Cr in FY

India		Madhya Pradesh	
2022-2023	2023-2024	2022-2023	2023-2024
164	207	0.22	0.27

Export from India - Top Countries

Rank	Country	Values in Rs Cr in FY	
		2022-23	2023-2024
1	Bangladesh	86	98
2	U A E	11	35
3	Nepal	30	29
4	Maldives	12	15
5	Bhutan	13	12

Tomato Ketchup and Sauce HS Code:21032000

Exports in Rs Cr in FY

India		Madhya Pradesh	
2022-2023	2023-2024	2022-2023	2023-2024
67	89	0.106	1.5

Export from India - Top Countries

Rank	Country	Values in Rs Cr in FY	
		2022-23	2023-2024
1	U S A	12	16
2	Philippines	7	11
3	Nepal	10	7
4	U K	5	6
5	Spain	1	5

Top Importers of the world

Rank	Country	In 2023 mn USD
	World	
	10722	
1	USA	3279
2	Germany	1744
3	France	1140
4	UK	743
5	Netherlands	475
6	Poland	474
7	Canada	336
8	Spain	238
9	Italy	209
10	Sweden	183

Top Exporters of the world

Rank	Country	In 2023 mn USD
	World	
	6824	
1	Netherlands	1950
2	Spain	1269
3	France	798
4	Türkiye	536
5	Canada	520
6	Belgium	341
7	USA	321
8	Italy	244
9	China	191
10	Portugal	130



Top Importers of the world

Rank	Country	In 2023 mn USD
	World	2420
1	UK	282
2	USA	349
3	France	257
4	Germany	247
5	Canada	197
6	Switzerland	71
7	Netherlands	66
8	Belgium	62
9	Austria	53
10	Australia	52

Top Exporters of the world

Rank	Country	In 2023 mn USD
	World	10722
1	Netherlands	381
2	Italy	430
3	USA	391
4	Spain	192
5	Germany	147
6	Belgium	121
7	Poland	106
8	Portugal	98
9	Costa Rica	55
10	Canada	41

Top Importers of the world

Rank	Country	In 2023 mn USD
	World	3505
1	Germany	524
2	UK	373
3	Japan	280
4	Italy	240
5	Netherlands	234
6	France	220
7	Poland	134
8	Spain	129
9	Austria	107
10	USA	93

Top Exporters of the world

Rank	Country	In 2023 mn USD
	World	4976
1	Italy	1322
2	China	1407
3	Spain	528
4	Portugal	386
5	USA	323
6	Chile	289
7	Türkiye	272
8	Netherlands	83
9	Austria	48
10	Greece	48

Tomato Puree HS Code 20029000

Exports in Rs Cr in FY

India		Madhya Pradesh	
2022-2023	2023-2024	2022-2023	2023-2024
37	11	1	5

Export from India - Top Countries

Rank	Country	Values in Rs Cr in FY	
		2022-23	2023-2024
1	Portugal	7	15
2	Spain	0	13
3	Brazil	1	10
4	U A E	3	9
5	Italy	3	8



SWOT Analysis

Strength	Weakness	Opportunities	Threats
<ul style="list-style-type: none"> India is 2nd largest producer of tomatoes in the world after China contributing around 11% of total Tomato production. Madhya Pradesh is one of the largest producers of Tomato in India contributing around 15% in total tomato production. The surplus of agro products in MP is the main strength for the exports. 	<ul style="list-style-type: none"> Agro products are highly quality-sensitive, perishable, and have cultural aspects. Indian agro-processed products are facing problems in getting international food standardization like USFDA, Halal, EU MRL etc. 	<ul style="list-style-type: none"> Large-scale investment in food processing industries, increasing production through planned irrigation, entry of new entrepreneurs, and awareness about exports are creating new opportunities for exports. 	<ul style="list-style-type: none"> Exports of agro and food products are mainly limited to neighbouring countries as well as the same cultural countries. Intra-trade among European Countries and ASEAN is high compared in SAARC countries.

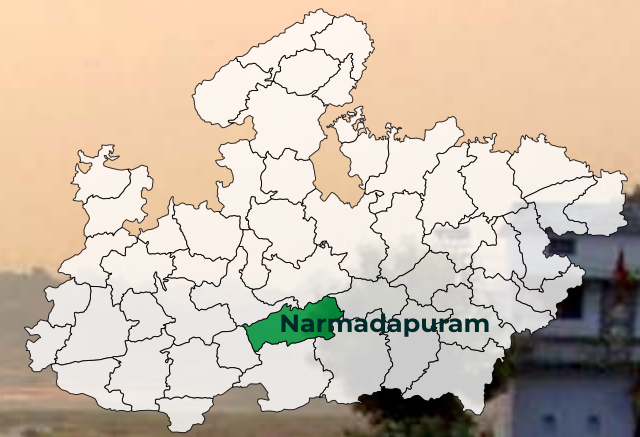
Sellers/Producers/Manufacturers/Traders

S.No.	Name/Firm	Mobile No.
1	Prakash Singh Tiwari	8120356777
2	Adesh Yadav	7987536632
3	Vidya Bhaskar Pandey	9131695679
4	Himanshu Singh Parihar	7723011859
5	Deepanshu Urmaliya	7000112824
6	Vikash Kumar Gautam	9303025602
7	Indra Madi Kushwaha	7067969068
8	Jeetendra Kumar Pandey	9424319337
9	Radhacharan Pathak	8319733562
10	Prince Mishra	7804899130
11	Pooja Patel	8719855461
12	Narendra Verma	7898610462
13	Akash Singh	6260527970
14	Badri Vishal Tiwari	9425856985
15	Hanuman Prasad Kushwaha	7489122028
16	Akash Singh	6263176616
17	Prince Mishra	6266559547
18	Vikash Singh Parihar	8770994025
19	Rakesh Mishra	7746093256
20	Rambhaiyan Lodhi	9424907555
21	Nagendra Singh	8349202337
22	Akash Singh	7828921933
23	Shivanand Patel	7067767881
24	Bhim Singh	9826920795
25	Pradeep Kumar Mishra	8224815576

S.No.	Name/Firm	Mobile No.
26	Rambhaiyan Lodhi	9424934007
27	Vikash Singh Parihar	9826805058
28	Ravi Pratap Gautam	9685075036
29	Alok Kumar Patel	9713470482
30	Bhaiya Lal Kachhi	6261612087
31	Brijendra Singh	6260560976
32	Lokesh Kumar Choudhary	9424822258
33	Bela Devi Kushwaha	8085308372
34	Hanuman Prasad Kushwaha	7024507898
35	Umakant Pandey	9340807965
36	Ram Shiromani Kushwaha	8109472915
37	Sandeep Bagri	9479512067
38	Balraj Singh	9424656319
39	Ramnaresh Patel	6260679644
40	Santosh Singh	8368389449
41	Ramswaroop Patel	9425885031
42	Bhanvar Siddharth Singh Baghel	9522360620
43	Manoj Kumar Tiwari	9669008400
44	Anjali Gautam	8357993001
45	Uday Singh	9981389954
46	Adiya Pratap Tiwari	7566104112
47	Nilesh Singh	7771003037
48	Shankar Dayal Mishra	9340213688
49	Pran Surya Singh Parihar	9754331460
50	Nagendra Singh	9179347105

Disclaimer - The list is generic sellers list and not authenticated by the authorities. Buyers/sellers are requested to verify each other before any business transaction. To add your name in the list, please drop request email to exportcell@mpidc.co.in

TOURISM-NARMADAPURAM



Sethani Ghat: Sethani Ghat located on the banks of the river Narmada at Narmadapuram is one of the largest ghats in India. The ghat attains a festive look during Narmada Jayanti when devotees from across the corner converge on the ghats and Diya's are floated in the river. The ghat attained the name from Jankibai Sethani, a noble lady who built the ghat.

Pachmarhi: Widely known as Satpura ki Rani it is one of the most popular site to visit near Narmadapuram. Perfect place to plan the vacation it is one of the pioneering tourist destinations near the city of Narmadapuram. The park has everything to catch the eyes and attention of the visitors. The park is a unique eco-tourism site. With various species of flora and fauna the place maintains a natural wilderness and beauty. Visit Pachmarhi from Bhopal to witness the natural beauty in the region. The cool breeze and the essence of the water gives a refreshing feel from day-long journey.

Bandhrabhan: Bandhrabhan holds religious significance in Narmadapuram as being a meeting point of the rivers Narmada and Tawa. Every year on the eve of Kartik Purnima a holy mela is organized.

Tawa and Madai : The raw wilderness and absolute tranquillity of tawa dam and Madai Reserve Forest attract tourists in good numbers especially in monsoon. This place offers a scenic escape from the hustle and bustle of city life. It is set amidst lush greenery and offers much scope for adventure. The western boundary of Satpura National Park and Bori Wildlife Sanctuary is formed by the Tawa Dam & Reservoir.

Hushang Shah Fort: The fort was built by the Malwa ruler Hoshang Shah adjacent to river Narmada. The remains of the fort clearly reflect the implications of Islamic architecture.

Satpura Tiger Reserve: Satpura Tiger Reserve located in the district Narmadapuram covers an area of 524 sqkm. This famous national park set up in 1981 along with Bori and Pachmarhi Sanctuaries provides a distinct highland ecosystem in the region.

Sellers/Producers/Manufacturers/Traders

MADHYA PRADESH TOURISM BOARD

6th Floor, Lily Trade Wing, Jahangirabad Bhopal – 462008

Website: www.mptourism.com, www.tourism.mp.gov.in Contact No. 0755-2780600

Email: info.mptb@mp.gov.in



Sethani Ghat



Bee Falls



Pandav Caves



Jatashankar Temple



Handi Khoh



Adamgarh Hills



Chauragarh



Apsara Vihar



Dhupgarh

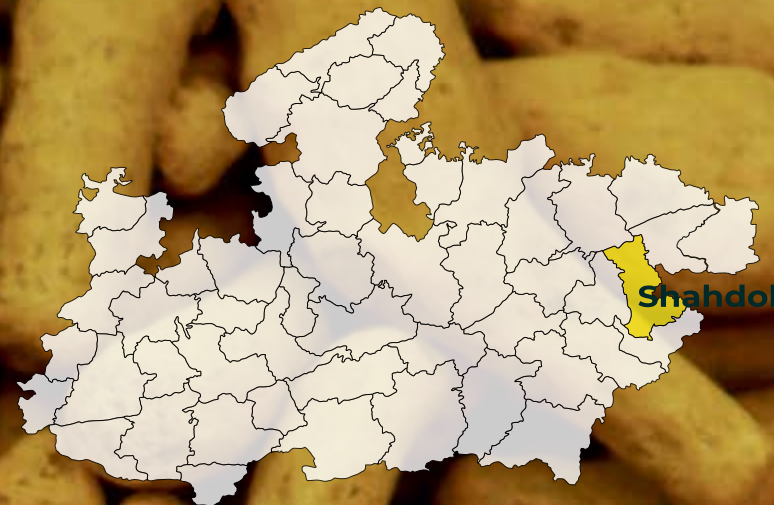


Tawa Dam

Disclaimer - The list is generic sellers list and not authenticated by the authorities. Buyers/sellers are requested to verify each other before any business transaction. To add your name in the list, please drop request email to exportcell@mpidc.co.in

TURMERIC/HALDI

India is the largest producer, consumer and exporter of turmeric in the world. Turmeric, a golden-hued spice derived from the *Curcuma longa* plant, is a staple in Indian cuisine and traditional medicine. It contains curcumin, renowned for its anti-inflammatory and antioxidant properties, aiding in various health benefits. The district of **Shahdol** selected Turmeric as its ODO product. (Table data source: Ministry of Commerce and WTO)



Turmeric (Curcuma) HS Code: 091030

Exports in Rs Cr in FY

India		Madhya Pradesh	
2022-2023	2023-2024	2022-2023	2023-2024
1,667	1,875	11	31

Export from India - Top Countries

Rank	Country	Values in Rs Cr in FY	
		2022-23	2023-2024
1	Bangladesh	261	328
2	U A E	158	198
3	U S A	132	161
4	Malaysia	69	111
5	Morocco	92	76

Top Importers of the world

Rank	Country	In 2023 mn USD
	World	192
1	USA	51
2	Germany	15
3	Malaysia	13
4	Netherlands	13
5	China	11
6	UK	11
7	Japan	9
8	Canada	8
9	France	7
10	Brazil	6

Top Exporters of the world

Rank	Country	In 2023 mn USD
	World	294
1	India	227
2	Netherlands	14
3	Germany	8
4	Peru	5
5	USA	5
6	Spain	5
7	France	4
8	Australia	3
9	Austria	3
10	China	3



SWOT Analysis

Strength

- The turmeric of Madhya Pradesh has very high-quality which gives pungency also it has a high intensity of yellow. It is in huge demand due to its rich aroma, prickly hot taste, and rich colour.

Weakness

- Agro products are highly quality-sensitive, perishable, and have cultural aspects. Indian agro-processed products are facing problems in getting international food standardization like USFDA, Halal, EU MRL etc.
- Logistic constraints like timing to reach in international market, refrigerated cargo cost and comparative price are the main weaknesses of agro and food processing industries.



Opportunities

- Chilli as raw as well as processed both have good market. Turmeric and its powder are having huge demand in the European market as well in the USA.
- Madhya Pradesh is offering huge investment opportunities to lead the country in terms of turmeric and its by-product exports.

Threats

- Importing countries always impose regulations of Agri and food products.

Sellers/Producers/Manufacturers/Traders

S.No.	Name/Firm	Mobile No.
1	Shailesh Kumar Gupta	7999240009
2	Santosh Baiga	8234094269
3	Shyam Charan Baiga	9340180301
4	Brijlal Gupta	9171981877
5	Rahul Khatik	8602118227
6	Sandeep Gupta	8827017417
7	Lav Barman	6262560781
8	Santosh Singh Parmar	6263838693
9	Shahnaz Begum	7987283585
10	Ajay Pandey	9131921323
11	Pinki Raidas	8225993011
12	Chandra Shekar Pandey	9630567432
13	Radhadevi Singh Jodhawat	9425391328
14	Reena Singh	8770686828
15	Teekaram Kushwaha	9993828802
16	Keka Basu	9131713767
17	Teeka Ram Kushwaha	7067510544
18	Mithlesh Kumar Tamrakar	9826307667
19	Rohine Prashad Patel	8359009077
20	Keka Basu	6260064331
21	Teeka Ram Kushwaha	9301678637
22	Amitabh Tiwari	9926448253
23	Teeka Ram Kushwaha	9993827802
24	Tejbhan Sahu	8462890349
25	Akhilesh Kumar Gupta	8602107003

S.No.	Name/Firm	Mobile No.
26	Pankaj Kumar Jain	9479476787
27	Teekka Ram Kushwaha	7725800544
28	Virendr Kesharwani	9425831388
29	Akhilesh Kumar Gupta	7828392339
30	Ram Gupta	9424955041
31	Santosh	9754211233
32	Ratan Aromatic	9479476787
33	Ashok Aata Chakki	9981893755
34	Shivam Masala Grih Udyog	9425831388
35	Shriram Udhyog	8602107003
36	Gurjar Garlic	9424853610
37	Patel Chakki	8359009077

Disclaimer - The list is generic sellers list and not authenticated by the authorities. Buyers/sellers are requested to verify each other before any business transaction. To add your name in the list, please drop request email to exportcell@mpidc.co.in

WOODEN FURNITURE

Furniture has many variants ie wooden, steel, and plastic; among them wooden is the most famous. The district of Chhatarpur has abundant resources of local wood due to the proximity of the forest of Panna. The ecosystem of carpenters, traders, and customers has been developed in the district. Due to the good quality of teak, home-related furniture ie bed, almirah, table, and dining table of Chhatarpur is most famous. So **Chhatarpur** selected Wooden Furniture as ODOP product. (Table data source: Ministry of Commerce and WTO)



Wooden Furniture HS Code : 940360

Exports in Rs Cr in FY

India		Madhya Pradesh	
2022-2023	2023-2024	2022-2023	2023-2024
5,350	5,702	1.3	1.1

Export from India - Top Countries

Rank	Country	Values in Rs Cr in FY	
		2022-23	2023-2024
1	USA	2720	2787
2	Germany	502	512
3	Netherland	448	503
4	France	301	320
5	UK	245	309



SWOT Analysis

Strength

- The district of Chhatarpur has abundant resources of local wood due to the proximity of the forest of Panna. The ecosystem of carpenters, traders, and customers has been developed in the district. The introduction of high-quality machines and the development of mass-quantity output is envisaged in current time. Chhatarpur region has connectivity of four-lane roads to all parts of India. The international airport is now functional in Khajuraho.

Weakness

- Even though Madhya Pradesh is growing its manufacturing in the furniture sector, its strength in exports is not exploited to the fullest extent.

Top Importers of the world

Rank	Country	In 2023 mn USD
	World	22954
1	USA	6684
2	Germany	2199
3	UK	1632
4	France	1490
5	Netherlands	1084
6	Japan	933
7	Canada	715
8	Switzerland	689
9	Spain	648
10	Italy	506

Top Exporters of the world

Rank	Country	In 2023 mn USD
	World	25338
1	China	8392
2	Poland	3231
3	Italy	2262
4	Germany	1341
5	Lithuania	893
6	Netherlands	744
7	Türkiye	665
8	Spain	647
9	Malaysia	621
10	France	562



Opportunities

- Large-scale investment in industries, increasing production through technological upgradation, entry of new entrepreneurs, and awareness about exports are creating new opportunities for exports, especially for manufacturing products.

Threats

- In manufacturing, China always remains as threat to cheap exports. Vietnam and other ASEAN countries have developed their massive infrastructure in furniture manufacturing.

Sellers/Producers/Manufacturers/Traders

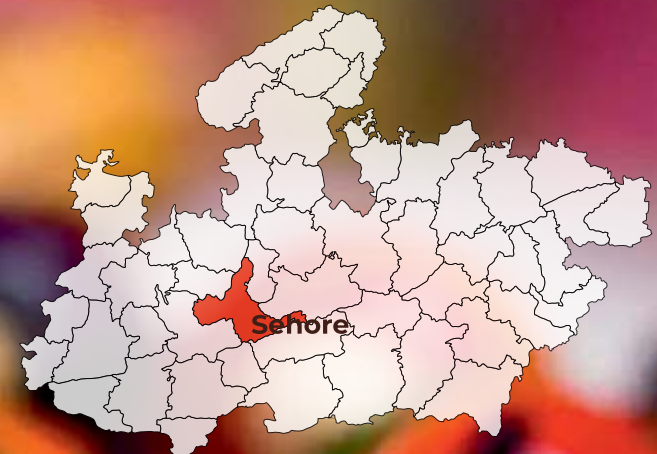
S.No.	Name/Firm	Mobile No.
1	Aas To Furnitures	9981245636
2	Balkaran Vishwakarma	9955242587
3	Afsana Khatoon Steel Furniture	9584607698
4	Rachna Vishwakarma	9993726081
5	Chaurasia Agro Industries	9525305521
6	SK Fabrycation	9425144381
7	Basir Walding Work Shop	9165312786
8	Vishwakarma Walked	9826137383
9	Agarwal Walding Work	9981804473
10	Sonam Iron Industries	7869081912
11	Smart Steel Industries	9926426872
12	Purushoottam Das Gupt	9826246601
13	Floor Interpresses	8439172679
14	Priyanka Furniture Shop	9977432278
15	Bhagwandas Furniture Shop	9753907003
16	Rajendra Furniture Shop	8962733287
17	Kamlesh Furniture	9753289701
18	Pooja Furniture	9584918798
19	Ashish Plywood Furniture	9981295375
20	Jayanarayan Wood Furniture	9993935776
21	Rakesh Plywood And Gate	8962105791
22	Balakishan Furniture	7581010030
23	Iklakh Stel Furniture	9753677641
24	Agnihotri Play	9617795680
25	Hariom Aluminum	9589388816

S.No.	Name/Firm	Mobile No.
26	Fatima Furniture Construction	9425363694
27	Huge Furniture Manufacture	9630332467
28	Mamta Industries	9425145132
29	Shama Nahar Siddiqui Furniture	9826223616
30	National Furniture	9981454881
31	Niaz Furniture Shop	9926321498
32	Dharamjit Furniture Shop	9826999267
33	Shobha Furniture Shop	9993989727
34	Sandeep Furniture Shop	8827161412
35	Maqsood Furniture Shop	7974946740
36	Arjun Furniture Shop	9993730846
37	Haider Furniture Shop	7566911176
38	Gaurav Furniture Shop	8982458225
39	Gurpreet Furniture Shop	9713134784
40	Ramnarayan Furniture Shop	9179416914
41	Haseen Furniture Shop	7024720720
42	Pramod Furniture Shop	7089469562
43	Abdul Furniture Shop	7869553085
44	Noman Furniture Shop	9406789925
45	Mamta Furniture Shop	7000401141
46	The Messns Were Furniture Shoe	8527584686
47	Rahis Furniture Shop	9407870999
48	Devendra Furniture Shop	9752523161
49	Ramesh Furniture Shop	7354040880
50	Veendra Furniture Shop	9874521421

Disclaimer - The list is generic sellers list and not authenticated by the authorities. Buyers/sellers are requested to verify each other before any business transaction. To add your name in the list, please drop request email to exportcell@mpidc.co.in

WOODEN TOYS

Wooden toys are eco-friendly playthings crafted from natural wood. They offer durability, safety, and a tactile connection with nature. These toys stimulate creativity, cognitive development, and sensory skills in children. Additionally, they are often passed down through generations, embodying a timeless charm in the world of play. The city of Budhni has developed traditional craft in toys. Due to its distinctness, the toy is applied Geographical Indication tag in 2023. The district of **Sehore** adopted Wooden Toys as its ODOP product.



APPLIED

Geographical Indications	Budhni Lacquer Ware Toys of Madhya Pradesh
GI Registered User	Sant Ravidas Hasthshilp Evam Hathkargha Vikas Nigam Limited
Applicant Address	Hastashilp Bhawan, Hamidiya Road, Bhopal, Madhya Pradesh, India, 462 001



SWOT Analysis

Strength	Weakness	Opportunities	Threats
<ul style="list-style-type: none"> Geographical Indication product has huge potential in Exports. GI product has its own strength of branding and marketing. If the application is approved, wooden toys of Budhni will get GI Tag. If the application of GI is accepted, it will be the biggest boon of the toys for local demand and in export. 	<ul style="list-style-type: none"> The product has no specific HS code, so domestic turnover or export data is not available. The product has not developed its international market yet even Indian handicraft products have a huge market outside. 	<ul style="list-style-type: none"> Due to increased e-commerce and publicity of GI products, the toy has a huge opportunity in the domestic and international markets. Processors are now equipped with export knowledge and will contribute to exports. 	<ul style="list-style-type: none"> In handloom-handicraft products, there are many competitions from various fields. There are always chances for duplicity and misinformation about the product in the market.



Sellers/Producers/Manufacturers/Traders

S.No.	Name/Firm	Mobile No.
1	Mrignayani, Gtb Complex Bhopal	0755-2761656
2	Mrignayani, Bittan Market Bhopal	0755-2676937
3	Mrignayani, Gohar Mahal Bhopal	0755-2730875
4	Mrignayani, Vallabh Bhawan Bhopal	9424441168
5	Mrignayani, Bhopal Hat Bhopal	8788593996
6	Mrignayani, Jawahar Chowk Bhopal	9826492411
7	Mrignayani, Hotel Tansen Gwalior	0751-2234505
8	Mrignayani, Sarafa Bajar Gwalior	0751-2636545
9	Mrignayani, Palika Bajar Indore	0731-4949196
10	Mrignayani, Dodi Counter Sehore	9770767870
11	Mrignayani, Khajuraho	9179457071
12	Mrignayani, Orcha	07680-252016
13	Mrignayani, Pachmari	07578-252659
14	Mrignayani, Jabalpur	0761-2411690
15	Mrignayani, Sanchi	9893414491
16	Mrignayani, Khargone (Maheshwar)	7987562903
17	Mrignayani, Chindwara	9407024145
18	Mrignayani, Betul	9644713267
19	Mrignayani, Sagar	7898941286
20	Mrignayani, Hoshangabad	9340616088
21	Mrignayani, Chanderi	8109953558
22	Mrignayani, Mandla	7067827417
23	Mrignayani, Bandhavgad	6260044795
24	Mrignayani, Goa	0832-2438553
25	Mrignayani, Mumbai	022-22182114

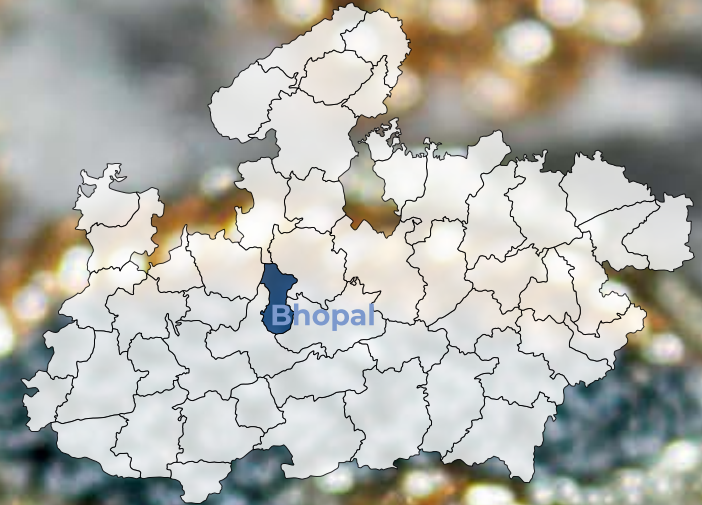
S.No.	Name/Firm	Mobile No.
26	Mrignayani, Vashi Mumbai	9987763917
27	Mrignayani, Noida	0120-2450832
28	Mrignayani, Ahmedabad	079-40095730
29	Mrignayani, Kevadia Gujarat	7874340435
30	Mrignayani, Jaipur	0141-2379578
31	Mrignayani, Calicut Kerala	0495-2721542
32	Mrignayani, Kolkatta	033-23556326
33	Mrignayani, Banglore	080-25501733
34	Mrignayani, Chennai	044-24985497
35	Mrignayani, Raipur	9424665785
36	Mrignayani, Nagpur	8109386852
37	Mrignayani, New Delhi	9999459986



Disclaimer - The list is generic sellers list and not authenticated by the authorities. Buyers/sellers are requested to verify each other before any business transaction. To add your name in the list, please drop request email to exportcell@mpidc.co.in

ZARI ZARDOZI

The richest embroidery in India is the Zari and the zardozi is one of the richest embroidery in India since 16th century. It is hand-woven, and real gold and silver threads can also be used in embroidery. This old art is especially practiced in places like Bhopal. Zari embroidery in Madhya Pradesh can be observed in purses, bags, cushions, jutties (shoes), and dresses. The district of **Bhopal** adopted Zari Zardozi art as its ODOP.



SWOT Analysis

Strength	Weakness	Opportunities	Threats
<ul style="list-style-type: none">• This art has been developed in Bhopal through hundreds of years. Nowadays, in fashion sector, handicraft products demand and preference is rising.	<ul style="list-style-type: none">• The product has no specific HS code, so domestic turnover or export data is not available.• The product has not developed its international market yet even Indian handicraft products have a huge market outside.	<ul style="list-style-type: none">• Due to increased e-commerce and publicity of handicraft products, the work has a huge opportunity in the domestic and international markets. Processors are now equipped with export knowledge and will contribute to exports.	<ul style="list-style-type: none">• In handloom-handicraft products, there are many competitions from various fields. There are always chances for duplicity and misinformation about the product in the market.

Sellers/Producers/Manufacturers/Traders

S.No.	Name/Firm	Mobile No.
1	Mrignayani, Gtb Complex Bhopal	0755-2761656
2	Mrignayani, Bittan Market Bhopal	0755-2676937
3	Mrignayani, Gohar Mahal Bhopal	0755-2730875
4	Mrignayani, Vallabh Bhawan Bhopal	9424441168
5	Mrignayani, Bhopal Hat Bhopal	8788593996
6	Mrignayani, Jawahar Chowk Bhopal	9826492411
7	Mrignayani, Hotel Tansen Gwalior	0751-2234505
8	Mrignayani, Sarafa Bajar Gwalior	0751-2636545
9	Mrignayani, Palika Bajar Indore	0731-4949196
10	Mrignayani, Dodi Counter Sehore	9770767870
11	Mrignayani, Khajuraho	9179457071
12	Mrignayani, Orcha	07680-252016
13	Mrignayani, Pachmari	07578-252659
14	Mrignayani, Jabalpur	0761-2411690
15	Mrignayani, Sanchi	9893414491
16	Mrignayani, Khargone (Maheshwar)	7987562903
17	Mrignayani, Chindwara	9407024145
18	Mrignayani, Betul	9644713267
19	Mrignayani, Sagar	7898941286
20	Mrignayani, Hoshangabad	9340616088
21	Mrignayani, Chanderi	8109953558
22	Mrignayani, Mandla	7067827417
23	Mrignayani, Bandhavgad	6260044795
24	Mrignayani, Goa	0832-2438553
25	Mrignayani, Mumbai	022-22182114

S.No.	Name/Firm	Mobile No.
26	Mrignayani, Vashi Mumbai	9987763917
27	Mrignayani, Noida	0120-2450832
28	Mrignayani, Ahmedabad	079-40095730
29	Mrignayani, Kevadia Gujarat	7874340435
30	Mrignayani, Jaipur	0141-2379578
31	Mrignayani, Calicut Kerala	0495-2721542
32	Mrignayani, Kolkatta	033-23556326
33	Mrignayani, Banglore	080-25501733
34	Mrignayani, Chennai	044-24985497
35	Mrignayani, Raipur	9424665785
36	Mrignayani, Nagpur	8109386852
37	Mrignayani, New Delhi	9999459986
38	RSM Overseas	9399317218



Disclaimer - The list is generic sellers list and not authenticated by the authorities. Buyers/sellers are requested to verify each other before any business transaction. To add your name in the list, please drop request email to exportcell@mpidc.co.in

ODOP Promotion Activities



ODOP Book Madhya Pradesh
Launched by
Hon'ble Chief Minister



ODOP Award to Burhanpur
Dist by Hon'ble Union Minister
of Commerce and Industry



ODOP Exhibition at Bharat
Mandapam Delhi



ODOP Exhibition at Red Fort
Delhi



ODOP Exhibition at Pragati
Maidan Delhi



ODOP Exhibition at Srinagar
Jammu & Kashmir



ODOP Show at Regional
Industry Conclave Ujjain



Banana Festival at Burhanpur



विदेश व्यापार महानिदेशालय
DIRECTORATE GENERAL OF
FOREIGN TRADE



भारत सरकार



मध्यप्रदेश शासन



MP Industrial Development Corporation

(Govt of MP undertaking)

21, Arera Hills, Bhopal Pin 462027

exportcell@mpidc.co.in

Export Helpline - 0755-2577145

Published by
Export Cell

In association with
Government of India
Ministry of Commerce

Office of the Joint Director General of
Foreign Trade Indore/Bhopal

www.dgft.gov.in

indore-dgft@gov.in, bhopal-dgft@nic.in



DOWNLOAD

Knowledge Partner :

