



विदेश व्यापार महानिदेशालय
DIRECTORATE GENERAL OF
FOREIGN TRADE



MPIDC
MP Industrial Development
Corporation Limited

Balaghat

Madhya Pradesh

DISTRICT EXPORT PLAN



Districts
as Export Hubs

75
आज़ादी का
अमृत महोत्सव

Acknowledgement

This is the first mammoth exercise of its kind which sought the involvement of all export related trade bodies, departments of state and central governments.

I extend my sincere thanks to the MP Industrial Development Corporation for their extensive support in convening the meetings of District Export Promotion Committee (DEPC). I would also like to thank all members of DEPC committee who participated enthusiastically in the meetings and provided critical inputs for the report. I extend my sincere thanks to Department of Industries and Commerce and its officers and MSME department of Govt of Madhya Pradesh played pivot role of coordination among all stakeholders.

I would like to thank Chambers of Commerce and Export Promotion Councils (EPCs). The in-depth knowledge of resourceful office bearers of EPCs on exports and their hold on exporters community made us easy access to true picture of exports of the region. I thank Federation of Indian Export Organizations (FIEO), Engineering Export Promotional Council (EEPC), Agricultural and Processed Food Products Export Promotion Council (APEDA) and Pharmaceutical Export Promotional Council (PHARMEXIL), Confederation of Indian Industries (CII), The Federation of Indian Chambers of Commerce & Industry (FICCI), Engineering Export Promotional Council (EEPC) and Pharmaceutical Export Promotional Council (PHARMEXIL).

I extend my special thanks to Shri Sanjay Shukla (IAS, Principal Secretary, Industries & Commerce) Government of Madhya Pradesh, Shri John Kingsly (IAS, Managing Director, MP Industrial Development Corporation - MPIDC) and Shri Suvindh Shah, (ITS, Executive Director, MP Industrial Development Corporation – MPIDC). They mobilized their subordinates and colleagues to support the project with whole heart. Their constant follow ups made us motivated to complete the work in time. Their knowledge, experience and hold of industries are extensive and their views are progressive towards industries.

Acknowledgements of this report can only be completed by extending special thanks to Shri Shivam Tripathi (Manager-MPIDC), Shri Opinder Singh,, Ms Priyanka Saxena, Ms Palak Nigam, and Shri Tanmay Nigam (Export Cell MPIDC) These professionals who have done a wonderful job in export data mining and exploring, primary and secondary data analysis, report writing, designing, and formatting of this report

Dr. Girish Kumar Mishra (IAS)
Collector & District Magistrate

Table of Contents

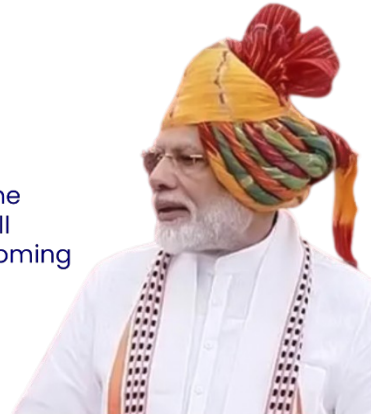
1. Background	4
1.1. About MP Industrial Development Corporation (MPIDC)	4
1.2. Brief description of District as Export Hub	4
1.3. Rational for District Export Plan	5
2. Constitution of District Export Promotion Committee (DEPC)	5
2.1. Role of DEPC	5
2.2. Methodology for selecting products for exports	6
3. Economic and export data of Madhya Pradesh	8
3.1. Rank of States/UTs contribution to GDP of India	8
3.2 Rank of States/UTs in contribution To GST In India in Rs Cr	9
3.3 Export basket of Madhya Pradesh	10
3.4 Export from India state wise 2021-22 vis-a-vis 2020-21 in Rs Cr	11
4. About the District	12
4.1. General Characteristic of the District	12
4.2. Industrial Scenario of the District	15
4.3. Export from the District	17
4.4. Departments/Agencies for Industries and Export Promotion	17
4.5. SWOT Analysis of the district	18
6. Custard Apple	19
7. Cassia torea seed	22
12. District Export Action Plan	25
13. Target Till 2026	29
13.1. Reasons for doubling the export figures as a target	29
13.2. Whether we can achieve target!	30
14. Proposed Schemes to achieve Action Plan	31
14.1. Proposed scheme – 1: Export oriented infrastructure development scheme	31
14.2. Proposed scheme – 2: Madhya Pradesh Trade Policy	33
14.3. Proposed scheme –3: Madhya Pradesh Trade Promotion Council	33
14.4. Proposed scheme –5: Export Promotion and State Duties & Taxes Remission	34
15. Salient Features and Conclusion	36
15.1. Vision of Hon’ble Prime Minister	36
15.2. Changing priority of central government	36
15.3. Changing priority of the state government	37
15.4. Target: 5 trillion-dollar economy	37
15.5. Future: every district will be an export hub	37



“Each district of our country has a potential equal to that of one country, each of our districts has the capacity equal to a small country in the world. why should each district not think of becoming an export hub? Each of our districts has a diverse identity and potential for global market”

Hon'ble Prime Minister

on Independence Day Speech 15.08.2019



1. Background

1.1. About MP Industrial Development Corporation (MPIDC)

Madhya Pradesh is one of the fastest growing States of India. Since its formation in 1956, Madhya Pradesh has grown from being an agriculture and mining-based economy to an industry/ services-based economy. The state has a well-built infrastructure that has attracted investments in various sectors. The emergence of industrial goods among the top export items is an indication of rise in the industrial sector of Madhya Pradesh.

MP Industrial Development Corporation (MPIDC) is Madhya Pradesh Government's trade promotion and investment attraction Nodal Agency. In order to implement the vision of the Prime Minister of India, a State Level Export Promotion Committee (SLEPC) headed by the Chief Secretary has been constituted and Export Commissioner of Madhya Pradesh has been appointed as the convener of SLEPC to draw appropriate export action plan for the State.

Thus, Export Facilitation Cell has been constituted in MPIDC by deploying trade advisors and analysts to assist department in conceptualization, implementation and monitoring of export promotion program in the state. To take this initiative forward MP Trade Portal and Export Helpline has been launched by Hon'ble Chief Minister of the state.

The Cell envisages the following activities:

- Export Facilitation cell will conduct virtual outreach programmes with all the districts of Madhya Pradesh and will provide necessary support to the stakeholders.
- Plan export boot camps in the select districts to create awareness and to assist district authorities to achieve their export related objectives
- To develop and manage Trade Intelligence Platform - MPTradePortal.org for providing guidance and support to new and existing exporters in context of information about export opportunities, procedure for setting up an industry & approvals required.
- Interaction with global and domestic stakeholders, international trade agencies and international communities to prepare roadmap for export promotion

1.2. Brief description of District as Export Hub

The objective is to enable MSMEs, farmers and small industries to get benefit of export opportunities in the overseas markets and shift focus on District led Export Growth for self-

sufficiency and self- reliance. It should attract investment in the district to boost manufacturing and exports and provide ecosystem for Innovation/ use of Technology at District level to make the exporters competitive. It should also help reduce transaction cost for the exporter at various stages of export cycle and generate employment in the district. The focus on the districts should also provide platforms for wider and global reach of products and services from the district through E-commerce and Digital marketing.

1.3. Rational for District Export Plan

District Export Plan is a comprehensive plan for the district, which aims to realize the vision of creating export centric economic development through limited but sustainable & interventions, targets specifically at the district level.

The creation of institutional framework in the form of SEPC and DEPC will further consolidate the efforts for export promotion and trade facilitation through single window to provide accessible information and support to exporters. The implementation of District Export Action Plans will lead to improvement in trade logistics and infrastructure, information dissemination among local business to scale up and start exporting. The quantifiable targets identified in the DEAPs will guide the various government agencies both at the Central and the State/UT to work collectively at resolving issues faced by exporters of the district.

The District Export Action Plan will include clear identification of products (goods and services) with export potential in the district. The plan may include institutional/other responsibilities, specifics of policy, regulatory and operational reform and infrastructure/utilities/logistics interventions required across the entire chain from producer/farm to the export destination also to cover aspects like production, productivity/competitiveness, improvements required in design, tie up of producers with exporters, aggregation, sorting, testing, certification, packaging, transportation through cold chain or otherwise, import export formalities, fulfilment of destination countries standards etc. It will also include identifying bottlenecks/Issues in GI production, registration, marketing and its exports.

The plan may also include the support required by the local industry in boosting their manufacturing and exports with impetus on supporting the industry from the production stage to the exporting stage informative material on various incentives provided by the Government of India and the respective State Government may disseminate to the industry and other potential exporters.



District Export Promotion Committee



2. Constitution of District Export Promotion Committee (DEPC)

2.1. Role of DEPC

District Export Promotion Committees (DEPCs) to be constituted in each District. DEPCs may be headed by DM/Collector/DC/District Development Officer of the District and co-chaired by designated DGFT Regional Authority. All key officers related to agriculture, horticulture, livestock, fisheries, handicrafts, handlooms and industry in the district and the Lead Bank Manager along with key Export Promotion Councils, Quality and Technical Standards Bodies, Government of India departments like MSME, Heavy Industry, Revenue and Textiles will be part of the DEPC.

DEPC will focus on the specific actions required to support local exporters / manufacturers in producing exportable products in adequate quantity with the requisite quality reaching potential buyers outside India. The primary function of the DEPC is to prepare and act on District Specific Export Action Plans in collaboration with all the relevant stakeholders.

2.2. Methodology for selecting products for exports

Meetings of DLEPC

DLEPC meeting is being regularly held in the district under chairmanship of Deputy Commissioner (District Collector), Co-chair with DGFT Officers, General Manager of DIC as convener with other members.

Representatives of Industrial Associations in the districts, Export Promotion Council is Federation of Indian Exports (FIEO), Engineering Export Promotion Council (EEPC), major industrial groups, leaders of industrial clusters, officials related to banks and industrial departments were presented in the meeting.

Long discussion was held on topic of Central and State government policies, problems in the state and districts related to industries and exports.

After deliberations, the committee identified various sector/products as focus products for exports from the district which is discussed in the next section.

Export Data of the State and District

Directorate General of Commercial Intelligence and Statistics is the repository of trade data of India. We have analysed last 10 years' data of exports from the state. We have compared the export potential with district infrastructure.

Export Data of India and the World

Directorate General of Commercial Intelligence and Statistics is the repository of trade data of India. WTO through Trade map is repository of data of world trade. We have analysed both in terms of growth of export products.

Experience of Departments and Officers

DGFT from Central Government and District Industries Centre from State Government are the bodies working at the ground level for industries and exports. Officers of the departments have wide experience of the market, products along with their strengths and weaknesses.

Swot Analysis of the Product

DGFT has done SWOT (Strength, Weakness, Opportunities and Threats) analysis of every product produced in the region with comparative studies. By calculating, analysing, taking inputs

from all stake holders. DLEPC sorted out products for exports from the districts. Detailed analysis of the products has been described in next chapters.

कार्यालय कलेक्टर, जिला - बालाघाट
 क्रमांक / जिव्याउके.बाला / एमएसएमई / 2020 /

बालाघाट, दि 04 / 12 / 2020

-आदेश-

25-01-2021

भारत सरकार, वाणिज्य एवं उद्योग मंत्रालय, महानिदेशक, विदेश व्यापार द्वारा जारी
 जापन क्रमांक एक 01/36/218/01/एएम-18टीसी/घाटे-1/01 दिनांक 30-12-2019 में दिये
 गये दिशा निर्देशों के पालन में जिला स्तरीय निर्यात प्रोत्साहन समिति के क्रियान्वयन हेतु जिला स्तर
 पर निम्नानुसार समिति गठित की जाती है-

क्र०	अधिकारी का नाम	नामित पद
1	कलेक्टर	अध्यक्ष
2	क्षेत्रीय अधिकारी, कार्यालय महानिदेशक विदेश व्यापार, रायपुर	सह-अध्यक्ष
3	कार्यकारी संचालक, एमपीआईडीसी, जबलपुर के प्रतिनिधि	सदस्य
4	वन मंडलाधिकारी/अधु वनोपज संघ के प्रतिनिधि	सदस्य
5	एमएसएमई-डीआई इवीर के प्रतिनिधि	सदस्य
6	उप संचालक, किसान कल्याण तथा कृषि विकास, बालाघाट	सदस्य
7	उप संचालक पशुपालन विभाग, बालाघाट	सदस्य
8	जिला अग्रणी प्रबंधक, स्टेट बैंक ऑफ इंडिया, बालाघाट	सदस्य
9	सहायक संचालक, जिला हाथकरघा कार्यालय, वारासिबनी	सदस्य
10	सहायक संचालक, उद्यमिकी विभाग, बालाघाट	सदस्य
11	सहायक संचालक, मत्स्य विभाग, बालाघाट	सदस्य
12	जिला परियोजना अधिकारी, राष्ट्रीय ग्रामीण आजीविका मिशन/राष्ट्रीय शहरी आजीविका मिशन, बालाघाट	सदस्य
13	जिला खनिज अधिकारी, खनिज विभाग, बालाघाट	सदस्य
14	उद्योग एवं व्यापार संघ के प्रतिनिधि, बालाघाट	सदस्य
15	ऊर्जा विभाग (MOPO प्रोत्सेवि0कि0क0) बालाघाट	सदस्य
16	जिला अक्षय ऊर्जा अधिकारी, अक्षय ऊर्जा विभाग, बालाघाट	सदस्य
17	जिला खाद्य पूर्ति अधिकारी, बालाघाट	सदस्य
18	वरिष्ठ वैज्ञानिक, कृषि विज्ञान केंद्र, मुरझड, वारासिबनी	सदस्य
19	फेडरेशन ऑफ इम्प्लायन एक्सपोर्ट आर्गनाइजेशन (FIEO) के प्रतिनिधि / <input checked="" type="checkbox"/> एक्सपोर्ट प्रमोशन कॉन्सिल (EPC) प्रतिनिधि	सदस्य
20	नाबार्ड के प्रतिनिधि	सदस्य
21	जिले में गुणवत्ता नियंत्रण हेतु सक्षम संस्था के प्रतिनिधि	सदस्य
22	महाप्रबंधक, जिला व्यापार एवं उद्योग केंद्र, बालाघाट	सदस्य सचिव

समिति आवश्यकतानुसार अन्य शासकीय विभागों/कंपनी के अधिकारियों को भी बैठक में आमंत्रित कर सकेगी तथा आवश्यकता पड़ने पर स्वैच्छिक संगठनों के प्रतिनिधि/विषय विशेषज्ञों को भी बैठक में आमंत्रित किया जावेगा ।

उपरोक्तानुसार गठित समिति द्वारा जिले के विशिष्ट उत्पादों/सेवाओं को वैश्विक स्तर पर निर्यात हेतु चिन्हित किया जाना है । बैठक की तिथि का निर्धारण कर पृथक से अवगत कराया जाएगा ।

कलेक्टर

बालाघाट (MOPO)



Economic and Export Data of Madhya Pradesh



3. Economic and export data of Madhya Pradesh 3.1. Rank of States/UTs contribution to GDP of India

Table: Rank of all states/UTs as per their GDP of 2019-20

Rank	State/UT	Nominal GDP (trillion INR, lakh crore ₹)
1	Maharashtra	₹28.78 lakh crore (US\$400 billion)
2	Tamil Nadu	₹18.45 lakh crore (US\$260 billion)
3	Uttar Pradesh	₹17.94 lakh crore (US\$250 billion)
4	Karnataka	₹15.35 lakh crore (US\$220 billion)
5	Gujarat	₹15.05 lakh crore (US\$210 billion)
6	West Bengal	₹12.54 lakh crore (US\$180 billion)
7	Rajasthan	₹10.20 lakh crore (US\$140 billion)
8	Andhra Pradesh	₹9.73 lakh crore (US\$140 billion)
9	Telangana	₹9.69 lakh crore (US\$140 billion)
10	Madhya Pradesh	₹9.07 lakh crore (US\$130 billion)
11	Delhi	₹8.56 lakh crore (US\$120 billion)
12	Haryana	₹8.31 lakh crore (US\$120 billion)
13	Kerala	₹7.81 lakh crore (US\$110 billion)
14	Bihar	₹6.12 lakh crore (US\$86 billion)
15	Punjab	₹5.75 lakh crore (US\$81 billion)
16	Odisha	₹5.31 lakh crore (US\$74 billion)
17	Assam	₹3.16 lakh crore (US\$44 billion)
18	Chhattisgarh	₹3.29 lakh crore (US\$46 billion)
19	Jharkhand	₹3.28 lakh crore (US\$46 billion)

20	Uttarakhand	₹2.46 lakh crore (US\$34 billion)
21	Himachal Pradesh	₹1.65 lakh crore (US\$23 billion)
22	Jammu and Kashmir	₹1.56 lakh crore (US\$22 billion)
23	Goa	₹0.731 lakh crore (US\$10 billion)
24	Tripura	₹0.553 lakh crore (US\$7.8 billion)
25	Chandigarh	₹0.421 lakh crore (US\$5.9 billion)
26	Puducherry	₹0.408 lakh crore (US\$5.7 billion)
27	Meghalaya	₹0.366 lakh crore (US\$5.1 billion)
28	Sikkim	₹0.287 lakh crore (US\$4.0 billion)
29	Manipur	₹0.325 lakh crore (US\$4.6 billion)
30	Nagaland	₹0.272 lakh crore (US\$3.8 billion)
31	Arunachal Pradesh	₹0.246 lakh crore (US\$3.4 billion)
32	Mizoram	₹0.195 lakh crore (US\$2.7 billion)
33	Andaman and Nicobar	₹0.079 lakh crore (US\$1.1 billion)

(Source: Wikipedia)

3.2 Rank of States/UTs in contribution To GST In India in Rs Cr

Table: Rank of all states/UTs as per their GST collection in May-21 vis-à-vis May-20

Rank	State	May-21	May-22	Growth
1	Maharashtra	13565	20313	50%
2	Gujarat	6382	9321	46%
3	Karnataka	5754	9232	60%
4	Tamil Nadu	5592	7910	41%
5	Uttar Pradesh	4710	6670	42%
6	Haryana	4663	6663	43%
7	West Bengal	3590	4896	36%
8	Delhi	2771	4113	48%
9	Telangana	2984	3982	33%
10	Odisha	3197	3956	24%
11	Rajasthan	2464	3789	54%
12	Andhra Pradesh	2074	3047	47%
13	Madhya Pradesh	1928	2746	42%
14	Chattisgarh	2026	2627	30%
15	Jharkhand	2013	2468	23%
16	Kerala	1147	2064	80%
17	Punjab	1266	1833	45%
18	Uttarakhand	893	1309	46%
19	Bihar	849	1178	39%
20	Assam	770	1062	38%

21	Himachal Pradesh	540	741	37%
22	Goa	229	461	101%
23	Jammu and Kashmir	232	372	60%
24	Dadra and Nagar Haveli	228	300	31%
25	Sikkim	250	279	12%
26	Other Territory	121	185	52%
27	Puducherry	123	181	47%
28	Meghalaya	124	174	40%
29	Chandigarh	130	167	29%
30	Center Jurisdiction	141	140	0%
31	Arunachal Pradesh	36	82	124%
32	Tripura	39	65	67%
33	Nagaland	29	49	67%
34	Manipur	22	47	120%
35	Mizoram	15	25	70%
36	Andaman and Nicobar Islands	48	24	-50%
37	Ladakh	5	12	134%
38	Lakshadweep	0	1	148%
39	Daman and Diu	0	1	153%
	Grand Total	70951	102485	44%

(Source: Ministry of Finance)

3.3 Export basket of Madhya Pradesh

Table: Top 10 products, exported from Madhya Pradesh in 2021-22

2-digit HS Code

Sr No	Hs Code	Commodity Description	FY 21-22 In Rs Cr
1	30	Pharmaceutical products	10782
2	52	Cotton	8693
3	63	Other made up textile articles; sets; worn textile articles	4495
4	76	Aluminium & articles thereof	4330
5	84	Machinery and mechanical appliances	3877
6	29	Organic chemicals	3763
7	23	Residues and waste from the food industries; prepared anima	3024
8	10	Cereals	2317
9	85	Electrical machinery & equipment & parts thereof; sound &	2040
10	39	Plastics and articles thereof	2020

Table: Top 10 products, exported from Madhya Pradesh in 2021-22

4-digit HS Code

Sr No	Hs Code	Commodity Description	FY 21-22 In Rs Cr
1	3004	Medicaments	10511
2	5205	Cotton Yarn	4521
3	7601	Unwrought aluminium	4125
4	5201	Cotton, not carded or combed	2734
5	2304	Oil-cake and other solid residues	2603
6	6302	Bed linen, table linen, toilet linen and kitchen linen	2415

7	6305	Sacks and bags, of a kind used for the packing of goods	1858
8	1006	Rice	1664
9	8545	Carbon electrodes, Carbon brushes, lamp carbons etc	1371
10	3920	Other plates, sheets, film, foil and strip, of plastics	1268

Table: Top 10 products, exported from Madhya Pradesh in 2021-22

6-digit HS Code

Sr No	Hs Code	Commodity Description	FY 21-22 In Rs Cr
1	300490	Other medicine put up for retail sale	8780
2	760110	Aluminium-not alloyed	4038
3	520100	Cotton, not carded or combed	2734
4	230400	Oil-cake and solid residue	2603
5	630532	Flexible intermediate bulk containers of man made textile m	1829
6	100630	Semi/wholly miled rice w/n polished/glazed	1606
7	520524	Sngl yrn of cmbd fbrs measurng<192.31 but >=125 dctx(>52	1519
8	520523	Sngl yrn of cmbd fbrs measurng< 232.56 but >=192.31 dctx(1444
9	854511	Electrodes of a kind used for furnaces	1371
10	630260	Toilet linen and kitchen linen,of terry towelling/similar	1346

Table: Top 10 products, exported from Madhya Pradesh in 2021-22

8-digit HS Code

Sr No	Hs Code	Commodity Description	FY 21-22 In Rs Cr
1	30049099	Other medicine put up for retail sale n.e.s	6018
2	76011010	Aluminium ingots-not alloyed	4035
3	52010015	Indian cotton of staple length 28.5mm (1.4/32) and above	2531
4	63053200	Flexible intermediate bulk containers of man made textile	1829
5	52052410	Grey Cloth 2401	1516
6	52052310	Grey Cloth	1427
7	23040030	Meal of soyabean, solvent extracted (defatted) variety	1382
8	85451100	Electrodes of a kind used for furnaces	1371
9	63026090	Toilet linen and kitchen linen, of terry towelling or similar	1346
10	10063020	Basmati rice	1002

3.4 Export from India state wise 2021-22 vis-a-vis 2020-21 in Rs Cr

Sr No	States	FY 21-22 in Rs Cr	% Share FY 21-22	FY 20-21 in Rs Cr	% Share FY 20-21	Change from FY 20-21 to FY 20-21 in %
1	Gujarat	945796	30.06	448300	20.76	110.97
2	Maharashtra	545084	17.33	431533	19.99	26.31
3	Tamil Nadu	262323	8.34	193295	8.95	35.71
4	Karnataka	193064	6.14	112076	5.19	72.26

5	Uttar Pradesh	156897	4.99	121140	5.61	29.52
6	Andhra Pradesh	143843	4.57	124744	5.78	15.31
7	Haryana	115973	3.69	85731	3.97	35.27
8	West Bengal	103600	3.29	66248	3.07	56.38
9	Odisha	127232	4.04	75718	3.51	68.03
10	Unspecified	38022	1.21	95795	4.44	-60.31
11	Telangana	81971	2.61	64539	2.99	27.01
12	Rajasthan	72000	2.29	49231	2.28	46.25
13	Madhya Pradesh	58407	1.86	47959	2.22	21.78
14	Delhi	61612	1.96	56184	2.60	9.66
15	Punjab	52903	1.68	39231	1.82	34.85
16	Kerala	34158	1.09	29152	1.35	17.17
17	Dadra & Nagar Haveli	28595	0.91	19547	0.91	46.29
18	Chhattisgarh	25241	0.80	17200	0.80	46.75
19	Bihar	17220	0.55	11191	0.52	53.87
20	Goa	18130	0.58	17094	0.79	6.06
21	Himachal Pradesh	16009	0.51	12314	0.57	30.02
22	Jharkhand	18247	0.58	12068	0.56	51.21
23	Uttaranchal	14414	0.46	15915	0.74	-9.43
24	Daman & Diu	5487	0.17	4600	0.21	19.26
25	Pondicherry	3667	0.12	3118	0.14	17.61
26	Assam	3358	0.11	3076	0.14	9.17
27	Jammu & Kashmir	1835	0.06	1180	0.05	55.52
28	Chandigarh	737	0.02	559	0.03	31.85
29	Sikkim	141	0.00	70	0.00	102.56
30	Arunachal Pradesh	13	0.00	4	0.00	242.74
31	Meghalaya	64	0.00	80	0.00	-19.26
32	Tripura	90	0.00	83	0.00	8.19
33	Andaman & Nicobar	9	0.00	14	0.00	-38.94
34	Nagaland	8	0.00	45	0.00	-81.06
35	Manipur	7	0.00	7	0.00	-0.82
36	Ladakh	0	0.00	0	0.00	0.00
37	Lakshadweep	1	0.00	1	0.00	0.57
38	Mizoram	29	0.00	5	0.00	467.30
39	India's Export	3146186	100.00	2159043	100.00	45.72



4. About the District

4.1. General Characteristic of the District

The Balaghat District looks like a flying bird and is situated in southern part of Jabalpur division. It occupies the south eastern region of the Satpura and Upper Wainganga Valley. The district spans over a degree from 21.19' to 22.24' North and 79.31 to 81.3' East. The total area of the district is 924500 hectare and bounded by Rajnandgaon in the East, Seoni in the West, District Mandla in the North and District Bhandara of Maharashtra State in the south. The Wainganga River separates the district from Seoni while the rivers Bawanthadi and Bagh define the inter-state boundary.

The Balaghat district is southern lowlands, aslightly undulating plain, comparatively well cultivated and drained by the Wainganga, Bagh, Deo, Ghisri and Son rivers. A long narrow valley known as the Mau Taluka, lying between the hills and the wainganga river and comprising a long, narrow, irregular –shaped lowland track, intersected by hill range and cover with dense jungle and running from north to south. The District is situated at hills of the Raigarh bichhia track, there is irregular ranges of hills, The highest points of hills Lanji 2500 feet, Tepagarh hills about 2600ft. and Bhainsaghat range about 3000 ft above the sea.

The District is very rich in forest wealth. About 52% of the area is covered with forest. Teak, Sal, Bamboo and Saja are the main trees. Almost 25 years ago the district was nicknamed as "Hunters Paradise". District is still proud of its varied fauna consisting of Tigers, Leopard, Bear, Neel-Gai, Deer & Bison on one side and birds like Peacock, Red Bulbul and Koyal etc.

Copper ore and Manganese ore are the major mineral of the district. Stone/Gitti, Murum, Clay & Sand are the minor mineral available in the district.

District at a glance

- Area: 9229 Sq. Km
- Language Spoken: Hindi, Maratha, Gondi, Korku, Pawari & English

Accessibility to Exporters:

By Air: The nearest airport is Nagpur airport Maharashtra and Jabalpur Airport (IATA: JLR, ICAO: VAJB), also known as Dumna Airport in MP.

By Rail: Balaghat railway station is in the Western Central Railway zone.

By Road: Balaghat is well connected with all the district of the state

Nearest Port including ICDs

- Icd, Malanpur, Concor, M.P.
- Icd Mandideep 34-A1 Nia Dist:Raisen Mp 462046

4.1.1. District Domestic Product:

Table: District Domestic Product (DDP): The DDP has increased on y-o-y basis

Gross District Domestic Product at constant 2011-12 prices (Rs Lakhs)						
2011-12	2012-13	2013-14	2014-15	2015-16	2016-17	2017-18
56078	60271	60018	63142	67527	77577	82065
5	2	1	8	2	6	0

Source: <http://des.mp.gov.in/Portals/0/Estimates>

4.1.2. Per Capita Income:

Table: Per Capita Income

Per Capita Income of District at constant (2011-12) prices (Rs Lakhs)						
2011-12	2012-13	2013-14	2014-15	2015-16	2016-17	2017-18
29404	30590	30106	31246	32957	37457	38869

Source: Reports published by Department of Planning, Economics & Statistics

Statistics Table: Sector wise contribution in Gross District Domestic Product

S. N.	Sector	Sector-Wise Gross Value Added at Constant (2011-12) Prices (Rs Lakh)						
		2011-12	2012-13	2013-14	2014-15	2015-16	2016-17	2017-18
1	Primary	186766	20869	18049	194313	19191	25299	2563
			8	2		5	9	31
2	Secondary	115678	11208	11568	118031	130388	13596	1500
			3	6			6	08
3	Tertiary	237241	25882	27144	285692	306466	33210	3538
			0	6			2	43

Total GDVA at basic prices	539685	579601	567624	598036	628768	721067	760182
-----------------------------------	--------	--------	--------	--------	--------	--------	--------

Source: Reports published by Department of Planning, Economics & Statistics

Table: Sub-Sector wise contribution in Gross District Domestic Product

S · N ·	Sector	Sector-Wise Gross Value Added at Constant (2011-12) Prices (Rs Lakh)						
		2011-12	2012-13	2013-14	2014-15	2015-16	2016-17	2017-18
1	Crops	101137	120461	109233	112150	110061	161851	138197
2	Livestock	12975	15210	18058	21540	24726	29111	33734
3	Forestry & logging	34866	37207	37048	45419	41566	42285	45581
4	Fishing & aquaculture	4279	4501	2020	3518	4726	8958	10819
5	Mining & quarrying	33510	31319	14134	11686	10836	10794	27999
7	Manufacturing	42259	42389	39842	41225	50090	51767	58449
8	Electricity, gas, water supply & other utility services	8815	9642	10795	10761	13687	15050	17090
9	Construction	64605	60051	65049	66044	66611	69150	74469
11	Trade, repair, hotels and restaurants	67485	74839	77695	81139	85622	96485	105494
12	Transport by other means and Storage	12268	13419	13800	15145	16367	18856	21011
13	Railways	1996	2615	2679	2725	3165	3192	3408
14	Communication & services related to broadcasting	8395	9351	11103	12841	15348	14010	13450
15	Financial services	26201	28105	30447	31141	35550	34085	34443
16	Real estate, ownership of dwelling	39641	42577	45932	49059	51517	54918	58751

17	Public administration	36358	39192	41101	41777	43882	49943	54059
18	Other services	44896	48722	48689	51867	55015	60613	63226
Total GDVA at basic prices		539685	579601	567624	598036	628768	721067	760182

Source: Reports published by Department of Planning, Economics & Statistics

4.2. Industrial Scenario of the District

Table: Industrial Scenario of District, Balaghat (Madhya Pradesh)
Existing Status of Industrial Areas in the District

S. No.	Name of Ind. Area	Land acquired (In Acres)	Land developed (In Acres)	Prevailing Rate Per Sqm (In Rs.)	No of Plots/ Sheds	No of allotted Plots	No of Vacant Plots	No. of Units in Production

Source: DIC, Balaghat(MP)

Table: Industry at a Glance

Sr no	Head	Unit	Particulars
1.	Registered industrial MSME unit		
2.	Registered medium & large unit		
3.	Employment in micro and small industries		
4.	Employment in large and medium industries		
5.	No. Of industrial area		
6.	Turnover of small scale ind.		
7.	Turnover of medium & large scale industries		

Source: DIC Balaghat, (MP)

Table: Data of Small Enterprises as on 31.03.2022

S r N o	District	No. of Unit	Employment	Fixed Investment	Production
				(in Lakhs)	(in Lakhs)
1					

Source: DIC Balaghat, (MP)

Table: District wise status of large medium industry as on 31.03.2019

S. no.	District	Units	Fixed capital investment	Working capital	Employment	Production (Rs. In lacs)

			(Rs. in lacs)	(Rs. in lacs)		

Source: DIC Balaghat, (MP)

Table: Details of existing micro & small enterprises and artisan units in the district

NIC CODE NO.	TYPE OF INDUSTRY	No. of UNITS	EMP Nos	INVESTMEN (Rs Lakh.)	Production in Lakh
15	Manufacturing of Food Products & Beverages			--	--
16	Manufacturing of Tobacco Products			--	--
17	Manufacturing of Textile			--	--
18	Manufacturing of weaving apparel Dressing & Dyeing of Fur			--	--
19	Manufacturing of tanning Dressing of Leather			--	--
20	Manufacturing of Wood Products			--	--
21	Manufacturing of Paper & Paper Products			--	--
22	Publishing Printing			--	--
23	Manufacturing of Coke, Refueled Petroleum Products & Nuclear Fuel			--	--
24	Manufacturing of Chemical Products			--	--
25	Manufacturing of Rubber & plastic Goods			--	--
26	Manufacturing of other Non Metallic Mineral Products			--	--
27	Manufacturing of Basic Metal			--	--
28	Manufacturing of Fabricated Metal Products Except M/C Equipments			--	--
29	Manufacturing of Machinery & Equipments			--	--
30	Manufacturing of Office, Accounting & Computer			--	--
31	Manufacturing of Electrical M/c			--	--
32	Manufacturing of Radio TV equipments			--	--
33	Manufacturing of Medical Precision watches & Clocks			--	--
34	Manufacturing of Motor vehicles			--	--
35	Manufacturing of other Transport Equipments			--	--
36	Manufacturing of Furniture			--	--
37	Recycling			--	--

40	Electricity, Gas, Steam & Hot water -			--	--
41	Collection of Information & Distribution Of Water			--	--
50	Maintenance & Repair of Motor Cycle			--	--
52	Maintenance & Repair of Personal House hold Goods			--	--
60	Land Transport			--	--
63	Supporting & Auxiliary Activities			--	--
64	Post & Telecommunication			--	--
71	Tenting & Transport Equipments			--	--
72	Computer Related Activities			--	--
74	Other Business			--	--
85	Health & Social Work			--	--
92	Recreation, Cultural & Sporting Activities			--	--
93	Other Service Activities			--	--
	TOTAL				

Source: DIC Balaghat, MP)

4.3. Export from the District

Total exports from the district – INR 286.21 Crore (FY 21-22) (Ministry of Commerce)

Table: Top 10 exportable commodities from the district in FY 21-22

SNo	ITCHS Code	Item Description	Value (INR) (Cr.)
1.	10063010	RICE PARBOILED	247.21
2.	10059011	YELLOW	20.11
3.	10064000	BROKEN RICE	10.21
4.	13019099	OTHER OLEORESINS	05.70
5.	10063090	RICE EXCPTG PARBOILED (EXCL BASMATI RICE)	01.63
6.	72021100	FERO-MANGANESE,CARBON CONTNG>2% BY WEIGHT	0.79
7.	87089900	OTR PRSANDACSSRS OF VHCLS OF HDG 8701-8705	0.39
8.	21069099	OTHER FOOD PREPARATION NES	0.11
9.	25169090	OTHER MONUMENTAL OR BUILDING STONE NES	0.01

(Source: Ministry of Commerce)

4.4. Departments/Agencies for Industries and Export Promotion

S.No	Departments/Agencies	Address	Contact
------	----------------------	---------	---------

1.	Directorate General of Foreign Trade RA Indore	Ground Floor, A-Wing, CGO Building, Residency Area, Indore Email ID: mishra.gk@nic.in	0731-2498382
2.	Directorate General of Foreign Trade RA Bhopal	3rd Floor, Nirman Sadan, 52-A, Arera Hills (Behind Govt. Press) Bhopal Email ID: bhopal-dgft@nic.in	0755-2553323
3.	MSME-DFO	10, Industrial Estate, Polo Ground, Indore Email ID: dcdi-indore@dcmsme.gov.in	0731-2420723
4.	Export Inspection Council of India	303, C.S Naydu Arcade, 10/2, Greater Kailash Road, Opposite Grotto, New Palasia, Indore Email ID: eia-indore@eicindia.gov.in	0731-2566057
5.	ECGC Limited, Indore	408, 4th Floor, City Center, 570, M G Road, Opp High Court, Indore Email ID: indore@ecgc.in	0731-2544215
6.	APEDA Regional office, Bhopal	Kisan Bhawan, 26, Arera Hills, Bhopal, M.P. Email ID: apedabho@apeda.gov.in	0755-4700764
7.	FIEO, Indore	03, Gold Arcade, 3/1, New Palasia, Near Janjirwala Square, Indore Email ID: indore@fieo.org	0731-4282335 /336
8.	EEPC India	B-202 & 220, Aurus Chambers Annex "B", 2nd Floor, Behind Mahindra Tower, S.S. Amrutwar Marg, Worli, Mumbai Email ID: eepcromum@eepcindia.net	022-42125555
9.	MP Industrial Development Corporation RO-Jabalpur	2rd Floor, Udyog Bhawan, Katanga Jabalpur. Email ID: ed.rojbp@mpidc.co.in	0761-4045751
10.	District Trade & Industries Centre, Balaghat	Industry & Trade Department Collector Office District Balaghat Email ID: gmibal@mp.nic.in	07632-241074

4.5. SWOT Analysis of the district

Strengths

1. The District is very rich in forest wealth. About 52% of the area is covered with forest. Teak, Sal, Bamboo and Saja are the main trees.
2. Copper and Manganese are the major mineral available in the district.
3. Bamboo, Teak, Harra, Salbeej, Tendu Patta, are the major forest wealth.

4. Availability of resources under different programmes.
5. District offers profound support from Indore, Bhopal, Jabalpur for skilled manpower, engineering pool and trained workers.

Weakness

1. Challenges like logistical, labor constraints, skilling requirement, Trade finance other regulatory challenges, compliance capacities e.g. certification, testing, inspection, IPRs, awareness, and training about Trade documentation and requirements of important trade issues like tariff and non-tariff barriers.
2. R & D facilities are not adequate.
3. Lack of testing facilities required.
4. Lack of awareness about export potential of various products from the district.
5. Inadequate marketing of product and lack of a comprehensive marketing plan.
6. Absence of cooperation from concerning development departments of government for provision of basic infrastructure.
7. Lack of adequate professional training facilities for human resource development and quality of service.

Opportunities

1. Food Processing, Flour mill, Dal mill, Bee keeping Leather industry, Leather toy, wooden furniture has huge potential of export in the district.
2. Tremendous potential for enhanced opportunities in youth-oriented education, skill development.
3. This region offers cheap land, labour and connectivity towards ports and the rest of India.

Threats

1. Investors who are looking forward to Madhya Pradesh for investment, their first preference is in the Indore region then Bhopal region.
2. Planned and careful handling to negotiate the present adverse image and bring it up to a positive positioning.
3. Financial Risk in Currency Exchange Rates.
4. Lack of policy or funding support from the State and District Administration.
5. Uncertainty regarding Global supply chain.



Chinnor Rice



6. Chinnor Rice

Rice as the name indicates are rice grains or fractured during the milling process. The broken grains are deemed inferior, and so, are separated from the whole grains and sold as “Rice”. There's absolutely nothing wrong with this rice other than the grains are fragmented rather than whole. Rice is fragments of rice grains, broken in the field, during drying, during transport, or during milling. Mechanical separators are used to separate the broken grains from the whole grains and sort them by size. It is as nutritious as the equivalent quantity of rice.

Rice is consumed as part of local cuisine in West Africa (where the traditional African rice is easier to break), Thailand, Bangladesh and elsewhere in South East Asia. In Vietnam it is a popular rice dish with pork

Export Data
Table: Export from India
HS CODE 1006: Rice
Values in Rs. Lakhs

S.No.	HS Code	Commodity	2020-2021	%Share	2021-2022	%Share
1	1006	Rice	65,404	3	72,115	2

India's Total Export 21,59,04,322 31,47,02,149

(Source: Ministry of Commerce, India)

Table: Export from India – Top Country Wise
HS CODE 1006: Rice

S.No.	Country / Region	Values in Rs. Lacs		
		2020-2021	2021-2022	%Growth
1.	Iran	4442	6391	43
2.	Saudi arab	7867	5338	-32
3.	Bangladesh	2583	4600	78
4.	Benin	3285	3978	21
5.	China P RP	7589	3718	389
6.	Nepal	3046	3557	16

7.	Iraq	4781	3415	-28
8.	UAE	2581	2514	-2
9.	Cote D'ivoire	1932	2421	25
10.	Senegal	2252	2333	3

(Source: Ministry of Commerce, India)

Table: Export from Madhya Pradesh
HS CODE 1006: Rice

HS CODE	Commodity Description	April, 21 To March, 22 Value (INR) Cr.	April, 21 To March, 22 Value (US Million)
1006	Rice	1,664	22.3

(Source: DGCIS)

Table: Import – Top Country Wise
Product: 1006: Rice

Rank	World's Top Importers	Value imported in 2021 (USD thousand)
	World	27554
1.	China	2187
2.	Philippines	1196
3.	Saudi Arabia	1087
4.	USA	1017
5.	Bangladesh	983
6.	Iraq	788
7.	Iran	730
8.	Ethiopia	686
9.	Benin	640
10.	Malaysia	575

(Source: Trade Map)

Table: Export from India – Top Country Wise
Product: 1006: Rice

Rank	World's Top Exporters	Value exported in 2021 (USD thousand)
	World	26234
1.	India	9623
2.	Thailand	3352
3.	Pakistan	2158
4.	Viet Nam	2045
5.	USA	1928
6.	China	1035
7.	Italy	720
8.	Myanmar	670

9.	Cambodia	423
10.	Belgium	405

(Source: Trade Map)

SWOT Analysis

Strength-

1. High productivity and low-cost production technology.
2. Production inputs are cheaply available.
3. Wide variety of seeds suitable for different climate and land are available
4. It can be produced with indigenous technology.
5. No market advertising is required

Weakness:

1. Production requires large area to be profitable.
2. Increase in disease pest resurgence.
3. Production requires huge water.
4. Large labour force requires for production.
5. Disease and pest attack.

Opportunities:

1. Good export facility available due to government liberal policy.
2. Many scented and aromatic rice variety is available having a great demand in developed countries.
3. Various high-end technologies are made available to make production less drudgery, high water efficient and more productive.
4. Growing population and hence, growing demand.

Threats:

1. Greater instability in production and productivity.
2. Unstable price risk (Market Consideration)
3. Major Competitors are Thailand, Vietnam, Netherlands, China, Turkiye
4. Importing regulation of Agri & Food products are different in different countries



Maize Corn



6. Maize corn

In India, Maize is grown throughout the year. It is predominantly a Kharif crop with 85 percent of the area under cultivation during the season. Maize is the third most important cereal crop in India after rice and wheat. It accounts for around 10 percent of total food grain production in the country.

The state of Madhya Pradesh is one of the traditional maize growing states, accounting for 13 per cent of the total maize area and contributing equally to the total maize production in the country.

In addition to staple food for human being and quality feed for animals, maize serves as a basic raw material as an ingredient in thousands of industrial products that includes starch, oil, protein, alcoholic beverages, food sweeteners, pharmaceutical, cosmetic, film, textile, gum, package and paper industries, etc.

Export Data
 Table: Export from India
 HS CODE 1005 Maize (Corn)PREPARED
 Values in Rs. Cr.

S. No.	HS Code	Commodity	2020-2021	%Share	2021-2022	%Share
1	1005	MAIZE (CORN)	475,470	0.22	763,293	0.24
India's Total Export			21,59,04,322		31,47,02,149	

(Source: Ministry of Commerce, India)

Table: Export from India – Top Country Wise
 HS CODE 1005: Maize (Corn)

S.No	Country / Region	Values in Rs. Lacs		
		2020-2021	2021-2022	%Growth
1.	Bangladesh	2493	3227	29
2.	Vietnam	877	2309	163
3.	Nepal	882	1155	31
4.	Malaysia	197	522	165
5.	Myanmar	63	122	91
6.	Sri lanka	7	55	753
7.	Bhutan	33	48	45
8.	Thailand	29	31	7
9.	Oman	26	30	16
10.	Taiwan	24	30	11

(Source: Ministry of Commerce, India)

Table: Export from Madhya Pradesh
HS CODE 1005: Maize Corn

HS CODE	Commodity Description	April, 21 To March, 22 Value (INR) Cr.	April, 21 To March, 22 Value (Million USD)
1005	Maize (Corn)	166.0	22.16

(Source: DGCIS)

Table: World's Top Importer in 2021
Product: 1005: Maize (Corn)

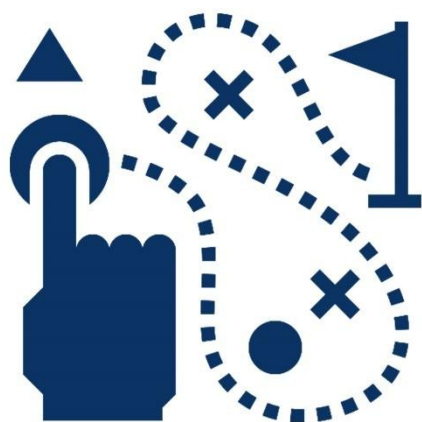
Rank	World's Top Importers	Value imported in 2021 (USD thousand)
	World	58583
1.	China	8022
2.	Mexico	5123
3.	Japan	4741
4.	Iran	3398
5.	Korea	3223
6.	Vietnam	2428
7.	Egypt	2411
8.	Spain	2199
9.	Colombia	1775
10.	Netherlands	1529

(Source: Trade Map)

Table: World's Top Exporters in 2021
Product: 1005: Maize (Corn)

Rank	World's Top Exporters	Value exported in 2021 (USD thousand)
	World	53985
1.	USA	19112
2.	Argentina	9064
3.	Ukraine	5854
4.	Brazil	4188
5.	UAE	1993
6.	France	1937
7.	Romania	1936
8.	Hungary	1045
9.	India	935
10.	South Africa	809

(Source: Trade Map)



Action Plan



12. District Export Action Plan

Table: Export Issue-Intervention Matrix for the District

S.No.	Problems	Details	Proposed Intervention	Level of Intervention (Centre, State, District, DGFT RA)	Concerned Ministry & Department
1.	Administrative Support	To promote setting up food processing and industrial units to promote manufacturing through PMEGP and other state level schemes with DIC-Balaghat	Chinnor Rice is unique product of Balaghat, DIC-Balaghat will take initiative to get the GI tag of the product. If it is required will assist in aggregation of commodities for bulk orders	Centre, State and DGFT RA	Ministry of MSME, GoI and Department of MSME, GoMP
2.	Branding	DIC-Balaghat will facilitate the units in getting important registration in GST process and Import-Export Code To create partnership with Indian Institute of packaging and capacity building workshops on	An agency may be appointed at district level which can extend support and provide ideas for	Centre and State	Ministry of Commerce and Industries, GoI

		branding strategy will be conducted with the units.	the designing of the product as per global demand. Agency will also support in the preparation of attractive marketing content and logo etc.		Above mentioned nodal officers of the selected products
3.	Awareness	1.Incentive Policies and Documentation 2.Customs procedures 3.Creation of more FPOs	Online workshops	Centre and State	DGFT RA, Customs Department and Agriculture Department
4.	Quality assurance & Certification	As per the product demand in international and domestic markets, need of quality certification will be analysed Region-wise quality parameters will be assessed and information on these parameters will be provided to the Units All necessary help will be provided to units to get the ISO and other certification with the help of experts.	After achieving the targets of midterm strategy and assessment of quality parameters, it will be ensured to set up a testing facility and provide certification to the units.	State and Centre	Ministry of MSME, GoI and Department of MSME, GoMP
5.	Credit Support	● Convergence of existing schemes to support	● Preparing project for future funding	Centre, State and DGFT RA	Ministry of MSME, GoI and Department

		financially.	demand from state and central Govt.		of MSME, GoMP
		<ul style="list-style-type: none"> ● Provide term loans to small and medium enterprises to enable them to upgrade export production capability. ● Assist exporters with pre-shipment and post-shipment credit. ● ECGC department to provide more support ● Preparing project for future funding demand from state and central Govt. 	<ul style="list-style-type: none"> ● Information Dissemination about existing financial schemes which the MSMEs, exporters and other relevant stakeholders can avail which would facilitate in export promotion. Support smaller units in establishing their business through financial assistance of different schemes 	Centre DGFT RA and ECGC	ECGC Government of India Undertaking
6.	Common Facilitation Centre	<p>1) Common Facilitation is not available in Balaghat. Need assessment of cluster development in the district.</p> <p>2) Information sharing system (including exporters) should be developed in the district.</p>	<p>Common Facility Centre should be created for exports. Need to strengthen the existing cluster.</p> <p>DTIC and DGFT RA can be the nodal department for this initiative.</p>	State and Centre	Ministry of MSME
7.	Logistics	The available local transporters will be the logistics partner	<ul style="list-style-type: none"> ● We will partner with 	Centre	Railway Department

		with the charges fixed by companies and Govt. officials viz are ware house corporation agriculture produce marketing board etc.	logistics and supply chain partners. Currently, MPIDC has an MoU with eBay India and Flipkart Group to market the product international and domestic markets respectively.		(CONCOR)
			<ul style="list-style-type: none"> ● Train Service to Mundra Port is required since fuel is very expensive. To initiate train service from ICD Raipur to Mundra Port (CONCOR) Part load not accepted at ICD Raipur. Weekly loading can be planned at ICD Raipur		
8.	Marketing support	Support can be provided by MSME for participation in international trade fairs and exhibition/Customer visit.	Organising more buyer-seller meets will be easiest 2-way communication for marketing of the products.	State/Centre	Ministry of MSME of Commerce and Industries, GoI
		To analyse the distribution channels associated to the product categories and	Necessary support will be provided to units to adopt E-commerce platform for the marketing of the product.		
		Identification of new markets for the			

		selected products		
9.	Regulatory	<p>Efforts are being made to ensure that units can get all the clearances on time.</p> <p>DEPC will create Single window system at the district level</p>	<p>Will make aware of all units about rules and regulations related to exports. An assistance will be provided to units to get the required clearances and permissions.</p>	Centre and State
10.	Training	<p>Export workshops programs will be designed to help export ready companies seize opportunities, navigate the complex landscape of international business, and jump start their export sales</p>	<p>Government can organize the district training camps to generate skilled manpower.</p> <p>Training on:</p> <ul style="list-style-type: none"> ● Export tariffs, taxes, and customs procedures; ● Commercial standards, regulations and practices; ● Distribution channels, business travel, and other market information; Identification of opportunities and best prospects 	DGFT RA and District Administration
11.	Supply Chain	<p>The available local transporters will be the logistics partner with the charges fixed by companies and Govt. officials viz are ware house corporation</p>	<p>We will partner with logistics and supply chain partners. Currently, we have an MoU with eBay India and Flipkart Group to market the product</p>	

agriculture
produce
marketing board
etc.

international and
domestic
markets
respectively



Target



13. Target Till 2026

Without target, policy, projection and data analysis would be futile. This report envisages all round development of Exports from the district and targeting doubling of exports till 2026.

13.1. Reasons for doubling the export figures as a target

13.1.1. Government Policies

There has been a paradigm shift in the government policies in relation to exports. Earlier, the focus was sector wise or region wise. However, deepening of the focus and the new vision to prepare districts as export hubs would lead to double the exports and achieving the said target.

Ministry of Commerce through DGFT is engaging with State and Central government agencies to promote the initiative of Districts as Export Hubs. The objective is to convert each District of the country into an Export Hub by identifying products with export potential in the district, addressing bottlenecks for exporting these products, supporting local exporters/manufacturers to scale up manufacturing and find potential buyers outside India with the aim of promoting exports, promoting manufacturing & services industry in the district and generate employment in the District.

13.1.2. Market improvement after corona period

One thing is evident that markets have recovered well after the onslaught observed in the months of February and March of 2020. As markets fell following the global lockdown, equities indices experienced historic drops around the world.

Soon, the flattening of the curve and hopes of vaccine development gave a glimmer of hope of improvement in the overall economic activity at the global level. Gradual upliftment of lockdown restrictions further provided the scope of the revival of business activities.

Based on COVID-19 trajectory and geography specific characteristics, various recovery scenarios can be projected. We are seeing some signs of recovery with global market indices clawing back close to pre-crisis levels, positive net fund flows, and improved transactional market-making activities in Q2'20.

13.1.3. Price rise in commodities

As the economic activities all over the world are gearing up, the production and demand for such commodities have risen. As the Indian economy started its unlocking phase, it saw a pent-up demand for commodities, driving prices further.

The pandemic has the potential to affect commodity demand and supply for an extended period, the analysis finds.


13.1.4. Negative impact on Chinese products

Unlike the financial crisis which stifled global demand for traded products, the pandemic triggers a 'triple effect' on trade through the following three channels: Disruption of domestic supply, Reduction in global demand and Contagion effect spread through disrupted global value chains (GVCs).

Traditional manufacturers of hosiery, auto parts, hand tools and machine makers see huge demand from USA and Western Countries who want to see alternatives of Chinese supply.

13.2. Whether we can achieve target!

Yes, with the joint efforts of entrepreneurs, exporters, governments and their departments and other bodies and associations, we can achieve the target.



Proposed Schemes



14. Proposed Schemes to achieve Action Plan

This chapter contains proposed schemes for Madhya Pradesh for promotion of exports in the region. These proposed schemes are suggested after analysing export data, export scenario, consultations with all stakeholders and understanding of WTO guidelines.

14.1. Proposed scheme – 1: Export oriented infrastructure development scheme

Objective-

To develop infrastructure in a district which can visibly and directly boost export of that region.

Nature of rewards-

To fund Rs 5 Cr in a year may be spent in each district of India on infrastructure which can visibly and directly boost exports of that district.

The fund shall be spent on following infrastructure projects:

Sr No	Type
1	Road
2	Rail and related facilities
3	Seaport and related facilities
4	Airport and related facilities
5	Pipeline (Water, Gas, Liquid, Chemical)
6	Pollution Control Plants
7	Electricity Production and Distribution
8	Development of industrial Parks
9	Water treatment plants
10	Warehouse, Logistic Park, Selling Centre
11	Inland Container Depot – ICD
12	Processing Units
13	Exhibition Centre
14	Training Facility
15	Testing Labs
16	R&D Centre

17	Small Housing Facilities for Labors
18	Geographical Indication (GI) Registration
19	Marketing Product
20	Common Facility Centre

Who can apply? -

(1) SPV (Special Purpose Vehicle) created by group of exporters having minimum 20 exporters of the region. SPV shall be registered under Section 8 of Company Act as Non-Profit Organization, members of SPV shall have continuous export performance in last three years or

(2) Chamber of Commerce having at least 500 members from Madhya Pradesh before three financial years or

(3) Centre Government Department, PSU, Board, Corporation, Directorate or

(4) State Government Department, PSU, Board, Corporation, Directorate

Title and ownership-

Title and Ownership will be in the hand of the applicant.

Land purchase-

Land may be purchased or taken on long lease for not less than 30 years in the name of the applicant. Expenses related to Land and Lease shall be borne by the applicant.

Fund allocation-

The Government grant will be restricted to 80% of the cost of Project of maximum Rs.5 cr crore. The government grant will be 90% for CFCs for the applicant with more than 50% (a) micro/ village or (b) women owned or (c) SC/ST units. The cost of Project includes cost of building, pre-operative expenses, preliminary expenses, machinery & equipment, miscellaneous fixed assets, support infrastructure such as water supply, electricity and margin money for working capital.

Procedure-

The application shall be made to Regional Office of Directorate General of Foreign Trade, Ministry of Commerce as co-chair District Level Export Promotion Committee (DEPC) of the concerned district. Regional Office of DGFT may scrutinize the applications, verify the claims, identify requirements, study Project Report, and calculate viability of the project and projection thereof. This regional office then recommends DEC about the project.

District Level Export Promotion Committee headed by District Collector has power to decide on which mode, which type, in which place and on which price the above infrastructure can be developed on the recommendation of Regional Office of Directorate General of Foreign Trade, Ministry of Commerce.

DEPC then puts the project before **State Level Export Promotion Committee (SEPC) headed by Chief Secretary**. SEPC may study and scrutinize the project and may approve the project.

Chairman (Deputy Commissioner) and Co-Chair (Regional office of DGFT) shall strictly vigil on expense of funds and relation with exports. The committee shall monitor infrastructure progress development under this scheme on periodical basis. Export shall be boosted with infrastructure improvement under this scheme and direct relationship with exports must be established.

Fund estimate-

There is a requirement of INR 5 Cr/Annum for improvement of export infrastructure in the district.

Benefits-

It slowly, but in solid way, can create export infrastructure in all parts of Madhya Pradesh. Fund is small but it impacts.

14.2. Proposed scheme – 2: Madhya Pradesh Trade Policy

Objective-

To promote export ecosystem in the State, Government has introduced a comprehensive Trade Policy with the following objectives:

- (i) To quadruple the export from the state within next five years;
- (ii) To double the number of exporters from the state within next five years;
- (iii) To develop and maintain access to strategic foreign markets for goods and services from Madhya Pradesh and manage key trading relationships while diversifying new and existing opportunities.
- (iv) To achieve export growth in leading export related district, with significant growth in exports of identified products/services from each district.
- (v) To achieve synergy by integrating flagship programmes and activities of the line departments of Government of Madhya Pradesh (GoMP) & Government of India (GoI).

Nature of rewards:

MP Export Facilitation Fund (MPEFF)

International Market Development Assistance (IMDA)

MP Export Skill Development Support (MPESDS)

MP E-Commerce Subsidy (E-COMS)

14.3. Proposed scheme –3: Madhya Pradesh Trade Promotion Council

The Madhya Pradesh Trade Promotion Council will work for the overall development of all manufacturing, service and business sectors right from entrepreneurship development, export infrastructure development and export ecosystem development in the state and outside. The MPTPC shall coordinate with all the stakeholders in the value chain and whole process of exports to establish and enhance contacts within and outside India for better business growth.

Governance Structure

The Council will comprise of a Governing Body, Executive Committee, Panel Committees which would comprise of Registered Members.

The functionaries of the Governing Body will work towards strategizing and executing the agenda of the Council.

A. Governing Body:

- I. Chairman – Honourable Chief Minister, Government of Madhya Pradesh
- II. Members of Governing Body: As mentioned in the Order No.: F 19-20/2022/1/4 dated 03/03/2022
- III. Elected Conveners of below mentioned panel committees:
 - A) Agriculture & Food Processing
 - B) Pharmaceutical
 - C) Textile & Garments
 - D) Automobile & Engineering
 - E) IT and other sector
- IV. Member Secretary: Principal Secretary, Department of Industrial Policy and Investment Promotion, Government of Madhya Pradesh

B. Executive Committee:

- I. Chairman – Chief Secretary, Government of Madhya Pradesh
- II. Members of Executive Committee: As mentioned in the Order No.: F19-20/2022/1/4 dated 24/03/2022
- III. Member Secretary: State Export Commissioner (Managing Director, M.P. Industrial Development Corporation Limited), Government of Madhya Pradesh
- IV. Establishment of Directorate of Trade

Sectoral Panel Committees: The Panel Committees will be the forum for member exporters to provide expert views on specific sectors to the Governing Body for consideration and prioritization. The Panel Committee will comprise of a Convener (Representative of the committee in Governing Board) and 6 sectoral industrial representatives in the respective committees.

14.4. Proposed scheme –5: Export Promotion and State Duties & Taxes Remission

Objective-

Objective of the scheme is to remit taxes and duties paid to the state which are not remitted in any other scheme i.e., stamp duty.

Nature of rewards-

Exporters shall have fulfilled ten times of exports against stamp duty paid at the time of sale deed registration or lease deed registration within six years of stamp duty paid date.

Monetary benefits shall be directly transferred to the account of the exporters in cash.

Procedure-

The applicant shall submit forms with copy of Shipping Bills, electronic Bank Realization Certificates (eBRCs) and Export Invoices with GST details to Regional Office of Directorate General of Foreign Trade, Ministry of Commerce as the member of District and State Level Export Promotion Committee. Exporter name mentioned in Shipping Bill is entitled for application. The office may scrutinize the applications, verify the claims, identify requirements, study the product and calculate viability of the product and projection thereof. The regional office then recommends Directorate of Industries, Government of Madhya Pradesh whether the application is fit for acceptance. Directorate would then accept the request and disburse the fund.



Conclusion



15. Salient Features and Conclusion

This is the first ever mammoth exercises done by Government of Madhya Pradesh with Office of the Joint Director General of Foreign Trade Bhopal where all Exporters, Entrepreneurs, Chambers of Commerce, Export Promotion Councils come together for export promotion.

15.1. Vision of Hon'ble Prime Minister

In order to implement the vision of Shri Narendra Modi, the Prime Minister of India, to convert each district into an export hub, the Finance Minister in her Budget 2020-21 speech, said that each district should develop as an export hub. She further said that efforts of the Centre and State Governments are being synergized and institutional mechanisms are being created.

The Ministry of Commerce and Industry through Directorate General of Foreign Trade (DGFT) has been engaging with States/ UTs to initiate preparation and implementation of a District Export Plan (DEP) specific to each district in every State/ UT through an institutional structure at the district level. The institutional structure set up at the district level for implementation of the District Export Plan will be headed by the Chief/ District Development Officer with other relevant District Level Officers as members.

15.2. Changing priority of central government

Even before the pandemic, the economy was already slowing down, with deficiencies evident in both consumption and investment demand. Unlike some other countries, consumption and investment have been the main drivers of growth in India in recent times. Though export contributed to earlier versions of India's growth story, in the immediate aftermath of the pandemic, its efficacy to boost growth needs to be closely observed.

Despite repeated attempts to bolster manufacturing, the sector failed to grow, leaving services to step up. Eventually, lack of demand hit all segments irrespective of their economic nature. The pandemic, as an external shock, has finally contracted the economy.

It is a widely held view that every crisis also presents an opportunity. Given the prevalence of inequality in Indian economy, the implementation of a fiscal stimulus across sectors will not only lift the economy out of the woods but also address some of the existing distortions in income and wealth distribution.

Sector and area wise approaches and incentivization was the earlier focus of the government and the focus has been shifted to the grass root level to the districts in the states to promote them as export drivers.

15.3. Changing priority of the state government

No priority on exports was given in the previous era and export as a driver of growth of the economy has been highlighted and utilized at present.

DEPC and SEPC are example of co-operative federalism.

15.4. Target: 5 trillion-dollar economy

The government is sticking to the target of becoming a USD 5 trillion economy by 2024-25 and emphasis on infrastructure sector and other initiatives taken in Budget 2021-22 are aimed at achieving the goal.

Presently, India is the fifth largest economy in the world with GDP of around US\$ 3 trillion in 2019-20. If the US\$ 5 trillion target is translated into reality, the country will leave behind Germany to become world's fourth largest economy in 2024-25, only behind US, China and Japan.

15.5. Future: every district will be an export hub

Department of Industries & Commerce, through DGFT is engaging with State and Central government agencies to promote the initiative of Districts as Export Hubs. The objective is to convert each District of the country into an Export Hub by identifying products with export potential in the District, addressing bottlenecks for exporting these products, supporting local exporters/manufacturers to scale up manufacturing and finding potential buyers outside India with the aim of promoting exports, manufacturing & services industry in the district and generate employment in the district.