



विदेश व्यापार महानिदेशालय
DIRECTORATE GENERAL OF
FOREIGN TRADE



MPIDC
MP Industrial Development
Corporation Limited

Barwani

Madhya Pradesh

DISTRICT EXPORT PLAN



Districts
as Export Hubs

75
आज़ादी का
अमृत महोत्सव

Acknowledgement

This is the first mammoth exercise of its kind which sought the involvement of all export related trade bodies, departments of state and central governments.

I extend my sincere thanks to the MP Industrial Development Corporation for their extensive support in convening the meetings of District Export Promotion Committee (DEPC). I would also like to thank all members of DEPC committee who participated enthusiastically in the meetings and provided critical inputs for the report. I extend my sincere thanks to Department of Industries and Commerce and its officers and MSME department of Govt of Madhya Pradesh played pivot role of coordination among all stakeholders.

I would like to thank Chambers of Commerce and Export Promotion Councils (EPCs). The in-depth knowledge of resourceful office bearers of EPCs on exports and their hold on exporters community made us easy access to true picture of exports of the region. I thank Federation of Indian Export Organizations (FIEO), Engineering Export Promotional Council (EEPC), Agricultural and Processed Food Products Export Promotion Council (APEDA) and Pharmaceutical Export Promotional Council (PHARMEXIL), Confederation of Indian Industries (CII), The Federation of Indian Chambers of Commerce & Industry (FICCI), Engineering Export Promotional Council (EEPC) and Pharmaceutical Export Promotional Council (PHARMEXIL).

I extend my special thanks to Shri Sanjay Shukla (IAS, Principal Secretary, Industries & Commerce) Government of Madhya Pradesh, Shri John Kingsly (IAS, Managing Director, MP Industrial Development Corporation - MPIDC) and Shri Suvindh Shah, (ITS, Executive Director, MP Industrial Development Corporation – MPIDC). They mobilized their subordinates and colleagues to support the project with whole heart. Their constant follow ups made us motivated to complete the work in time. Their knowledge, experience and hold of industries are extensive and their views are progressive towards industries.

Acknowledgements of this report can only be completed by extending special thanks to Shri Shivam Tripathi (Manager-MPIDC), Shri Kumar Vibhanshu, Ms Sadhana Choudhary, Ms Priyanka Saxena and Shri Shubham Gupta (Export Cell MPIDC) These professionals who have done a wonderful job in export data mining and exploring, primary and secondary data analysis, report writing, designing, and formatting of this report

Shivraj Singh Verma (IAS)
Collector & District Magistrate
Barwani

Table of Contents

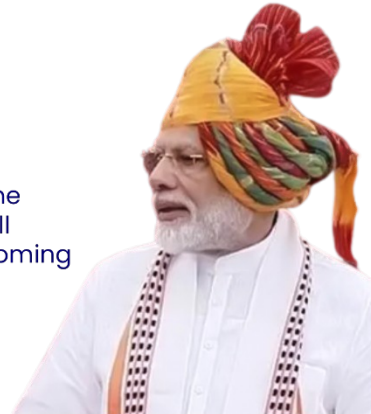
1. Background.....	4
1.1. About MP Industrial Development Corporation (MPIDC).....	4
1.2. Brief description of District as Export Hub.....	4
1.3. Rational for District Export Plan.....	5
2. Constitution of District Export Promotion Committee (DEPC).....	5
2.1. Role of DEPC.....	5
2.2. Methodology for selecting products for exports.....	6
3. Economic and export data of Madhya Pradesh.....	8
3.1. Rank of States/UTs contribution to GDP of India.....	8
3.2 Rank of States/UTs in contribution To GST In India in Rs Cr.....	9
3.3 Export basket of Madhya Pradesh.....	10
3.4 Export from India state wise 2021-22 vis-a-vis 2020-21 in Rs Cr.....	11
4. About the District.....	13
4.1. General Characteristic of the District.....	13
4.2. Industrial Scenario of the District.....	15
4.3. Export from the District.....	18
4.4. Departments/Agencies for Industries and Export Promotion.....	18
4.5. SWOT Analysis of the district.....	19
6. Cotton.....	20
7. Cotton Yarn.....	22
8. Ginger.....	25
12. District Export Action Plan.....	28
13. Target Till 2026.....	32
13.1. Reasons for doubling the export figures as a target.....	32
13.2. Whether we can achieve target!.....	33
14. Proposed Schemes to achieve Action Plan.....	34
14.1. Proposed scheme – 1: Export oriented infrastructure development scheme.....	34
14.2. Proposed scheme – 2: Madhya Pradesh Trade Policy.....	36
14.3. Proposed scheme –3: Madhya Pradesh Trade Promotion Council.....	36
14.4. Proposed scheme –5: Export Promotion and State Duties & Taxes Remission.....	37
15. Salient Features and Conclusion.....	38
15.1. Vision of Hon'ble Prime Minister.....	38
15.2. Changing priority of central government.....	39
15.3. Changing priority of the state government.....	39
15.4. Target: 5 trillion-dollar economy.....	39
15.5. Future: every district will be an export hub.....	39



“Each district of our country has a potential equal to that of one country, each of our districts has the capacity equal to a small country in the world. why should each district not think of becoming an export hub? Each of our districts has a diverse identity and potential for global market”

Hon'ble Prime Minister

on Independence Day Speech 15.08.2019



1. Background

1.1. About MP Industrial Development Corporation (MPIDC)

Madhya Pradesh is one of the fastest growing States of India. Since its formation in 1956, Madhya Pradesh has grown from being an agriculture and mining-based economy to an industry/ services-based economy. The state has a well-built infrastructure that has attracted investments in various sectors. The emergence of industrial goods among the top export items is an indication of rise in the industrial sector of Madhya Pradesh.

MP Industrial Development Corporation (MPIDC) is Madhya Pradesh Government's trade promotion and investment attraction Nodal Agency. In order to implement the vision of the Prime Minister of India, a State Level Export Promotion Committee (SLEPC) headed by the Chief Secretary has been constituted and Export Commissioner of Madhya Pradesh has been appointed as the convener of SLEPC to draw appropriate export action plan for the State.

Thus, Export Facilitation Cell has been constituted in MPIDC by deploying trade advisors and analysts to assist department in conceptualization, implementation and monitoring of export promotion program in the state. To take this initiative forward MP Trade Portal and Export Helpline has been launched by Hon'ble Chief Minister of the state.

The Cell envisages the following activities:

- Export Facilitation cell will conduct virtual outreach programmes with all the districts of Madhya Pradesh and will provide necessary support to the stakeholders.
- Plan export boot camps in the select districts to create awareness and to assist district authorities to achieve their export related objectives
- To develop and manage Trade Intelligence Platform - MPTradePortal.org for providing guidance and support to new and existing exporters in context of information about export opportunities, procedure for setting up an industry & approvals required.
- Interaction with global and domestic stakeholders, international trade agencies and international communities to prepare roadmap for export promotion

1.2. Brief description of District as Export Hub

The objective is to enable MSMEs, farmers and small industries to get benefit of export opportunities in the overseas markets and shift focus on District led Export Growth for self-

sufficiency and self- reliance. It should attract investment in the district to boost manufacturing and exports and provide an ecosystem for Innovation/ use of Technology at District level to make the exporters competitive. It should also help reduce transaction costs for the exporter at various stages of export cycle and generate employment in the district. The focus on the districts should also provide platforms for wider and global reach of products and services from the district through E-commerce and Digital marketing.

1.3. Rational for District Export Plan

District Export Plan is a comprehensive plan for the district, which aims to realize the vision of creating export centric economic development through limited but sustainable & interventions, targets specifically at the district level.

The creation of institutional framework in the form of SEPC and DEPC will further consolidate the efforts for export promotion and trade facilitation through single window to provide accessible information and support to exporters. The implementation of District Export Action Plans will lead to improvement in trade logistics and infrastructure, information dissemination among local business to scale up and start exporting. The quantifiable targets identified in the DEAPs will guide the various government agencies both at the Central and the State/UT to work collectively at resolving issues faced by exporters of the district.

The District Export Action Plan will include clear identification of products (goods and services) with export potential in the district. The plan may include institutional/other responsibilities, specifics of policy, regulatory and operational reform and infrastructure/utilities/logistics interventions required across the entire chain from producer/farm to the export destination also to cover aspects like production, productivity/competitiveness, improvements required in design, tie up of producers with exporters, aggregation, sorting, testing, certification, packaging, transportation through cold chain or otherwise, import export formalities, fulfilment of destination countries standards etc. It will also include identifying bottlenecks/Issues in GI production, registration, marketing and its exports.

The plan may also include the support required by the local industry in boosting their manufacturing and exports with impetus on supporting the industry from the production stage to the exporting stage informative material on various incentives provided by the Government of India and the respective State Government may disseminate to the industry and other potential exporters.



District Export Promotion Committee



2. Constitution of District Export Promotion Committee (DEPC)

2.1. Role of DEPC

District Export Promotion Committees (DEPCs) to be constituted in each District. DEPCs may be headed by DM/Collector/DC/District Development Officer of the District and co-chaired by designated DGFT Regional Authority. All key officers related to agriculture, horticulture, livestock, fisheries, handicrafts, handlooms and industry in the district and the Lead Bank Manager along with key Export Promotion Councils, Quality and Technical Standards Bodies, Government of India departments like MSME, Heavy Industry, Revenue and Textiles will be part of the DEPC.

DEPC will focus on the specific actions required to support local exporters / manufacturers in producing exportable products in adequate quantity with the requisite quality reaching potential buyers outside India. The primary function of the DEPC is to prepare and act on District Specific Export Action Plans in collaboration with all the relevant stakeholders.

2.2. Methodology for selecting products for exports

Meetings of DLEPC

DLEPC meeting is being regularly held in the district under chairmanship of Deputy Commissioner (District Collector), Co-chair with DGFT Officers, General Manager of DIC as convener with other members.

Representatives of Industrial Associations in the districts, Export Promotion Council is Federation of Indian Exports (FIEO), Engineering Export Promotion Council (EEPC), major industrial groups, leaders of industrial clusters, officials related to banks and industrial departments were presented in the meeting.

Long discussion was held on topic of Central and State government policies, problems in the state and districts related to industries and exports.

After deliberations, the committee identified various sector/products as focus products for exports from the district which is discussed in the next section.

Export Data of the State and District

Directorate General of Commercial Intelligence and Statistics is the repository of trade data of India. We have analysed last 10 years' data of exports from the state. We have compared the export potential with district infrastructure.

Export Data of India and the World

Directorate General of Commercial Intelligence and Statistics is the repository of trade data of India. WTO through Trade map is repository of data of world trade. We have analysed both in terms of growth of export products.

Experience of Departments and Officers

DGFT from Central Government and District Industries Centre from State Government are the bodies working at the ground level for industries and exports. Officers of the departments have wide experience of the market, products along with their strengths and weaknesses.

Swot Analysis of the Product

DGFT has done SWOT (Strength, Weakness, Opportunities and Threats) analysis of every product produced in the region with comparative studies. By calculating, analysing, taking inputs

from all stake holders. DLEPC sorted out products for exports from the districts. Detailed analysis of the products has been described in next chapters.

कार्यालय कलेक्टर जिला बड़वानी (म.प्र.)

क्रमांक दि.बि.वा.उके-जि/एएमएलएमई/2020/ 1079

बड़वानी, दि.नं.क.ड. 20 नवम्बर 2020

आदेश

भारत सरकार, वित्तिय एवं उद्योग मंत्रालय के कार्यालय The Additional Director General of Foreign Trade, भोपाल के जिले को निर्यात "हब" विकसित करने विषयक दिनांक 11-09-2020 में दिए गये निर्देश के अनुपालन में जिला स्तरीय निर्यात प्रोत्साहन समिति के विधानबद्ध हेतु जिला स्तर पर निम्नानुसार समिति गठित की जाती है :-

क्र.	अधिकारी का पद	नामित पद
1	कलेक्टर	अध्यक्ष
2	राष्ट्रीय अधिकारी Director General of Foreign Trade Bhopal	सह- अध्यक्ष
3	प्रबंध संचालक, एम्.पी.आई.डी.सी. इटौन	सदस्य
4	वन मंडल अधिकारी, वनमंडल बड़वानी	सदस्य
5	राष्ट्रीय अधिकारी Export promotion Council Bhopal	सदस्य
6	मुख्य कार्यालय अधिकारी, जिला पंचायत बड़वानी	सदस्य
7	राष्ट्रीय अधिकारी, FSSAI टौर	सदस्य
8	महाप्रबंधक, जिला व्यापार एवं उद्योग केंद्र बड़वानी	सदस्य सचिव
9	उप संचालक, किसान कल्याण तथा कृषि विकास, बड़वानी	सदस्य
10	उप संचालक, पशु पालन विभाग बड़वानी	सदस्य
11	जिला अग्रणी प्रबंधक बड़वानी	सदस्य
12	जिला खनिज अधिकारी, खनिज विभाग बड़वानी	सदस्य
13	जिला संयोजक आर्टिज जाली कल्याण विभाग बड़वानी	सदस्य
14	सहायक संचालक हाथकरघा बड़वानी	सदस्य
15	सहायक संचालक उद्यमिकी बड़वानी	सदस्य
16	सहायक संचालक मत्स्य विभाग बड़वानी	सदस्य
17	सहायक संचालक पिछड़ा वर्ग तथा अल्पसंख्यक कल्याण बड़वानी	सदस्य
18	जिला परियोजना अधिकारी, राष्ट्रीय खनीय आजीविका मिशन बड़वानी	सदस्य


समिति आवश्यकतानुसार अन्य शासकीय विभागों/कम्पनी के अधिकारियों को भी बैठक में आमंत्रित कर सकती तथा आवश्यक पड़ने पर स्वैच्छिक संगठनों के प्रतिनिधि/विषय विशेषज्ञों को भी बैठक में आमंत्रित किया जावेगा।



-2-

-2-

उपरोक्तानुसार गठित समिति द्वारा जिले के विविध उत्पादोत्पादकों को केंद्रीय स्तर पर प्रदर्शित हेतु विनियत किया जाना है। समिति की प्रथम बैठक दिनांक 23-11-2020 को दोपहर 3-00 बजे कलेक्टर कार्यालय सभागृह बड़वानी में आयोजित की जाती है।



(विश्वराज सिंह वर्मा)
कलेक्टर
जिला बड़वानी



Economic and Export Data of Madhya Pradesh



3. Economic and export data of Madhya Pradesh

3.1. Rank of States/UTs contribution to GDP of India

Table: Rank of all states/UTs as per their GDP of 2019-20

Rank	State/UT	Nominal GDP (trillion INR, lakh crore ₹)
1	Maharashtra	₹28.78 lakh crore (US\$400 billion)
2	Tamil Nadu	₹18.45 lakh crore (US\$260 billion)
3	Uttar Pradesh	₹17.94 lakh crore (US\$250 billion)
4	Karnataka	₹15.35 lakh crore (US\$220 billion)
5	Gujarat	₹15.05 lakh crore (US\$210 billion)
6	West Bengal	₹12.54 lakh crore (US\$180 billion)
7	Rajasthan	₹10.20 lakh crore (US\$140 billion)
8	Andhra Pradesh	₹9.73 lakh crore (US\$140 billion)
9	Telangana	₹9.69 lakh crore (US\$140 billion)
10	Madhya Pradesh	₹9.07 lakh crore (US\$130 billion)
11	Delhi	₹8.56 lakh crore (US\$120 billion)
12	Haryana	₹8.31 lakh crore (US\$120 billion)
13	Kerala	₹7.81 lakh crore (US\$110 billion)
14	Bihar	₹6.12 lakh crore (US\$86 billion)
15	Punjab	₹5.75 lakh crore (US\$81 billion)
16	Odisha	₹5.31 lakh crore (US\$74 billion)
17	Assam	₹3.16 lakh crore (US\$44 billion)

18	Chhattisgarh	₹3.29 lakh crore (US\$46 billion)
19	Jharkhand	₹3.28 lakh crore (US\$46 billion)
20	Uttarakhand	₹2.46 lakh crore (US\$34 billion)
21	Himachal Pradesh	₹1.65 lakh crore (US\$23 billion)
22	Jammu and Kashmir	₹1.56 lakh crore (US\$22 billion)
23	Goa	₹0.731 lakh crore (US\$10 billion)
24	Tripura	₹0.553 lakh crore (US\$7.8 billion)
25	Chandigarh	₹0.421 lakh crore (US\$5.9 billion)
26	Puducherry	₹0.408 lakh crore (US\$5.7 billion)
27	Meghalaya	₹0.366 lakh crore (US\$5.1 billion)
28	Sikkim	₹0.287 lakh crore (US\$4.0 billion)
29	Manipur	₹0.325 lakh crore (US\$4.6 billion)
30	Nagaland	₹0.272 lakh crore (US\$3.8 billion)
31	Arunachal Pradesh	₹0.246 lakh crore (US\$3.4 billion)
32	Mizoram	₹0.195 lakh crore (US\$2.7 billion)
33	Andaman and Nicobar	₹0.079 lakh crore (US\$1.1 billion)

(Source: Wikipedia)

3.2 Rank of States/UTs in contribution To GST In India in Rs Cr

Table: Rank of all states/UTs as per their GST collection in May-21 vis-à-vis May-20

Rank	State	May-21	May-22	Growth
1	Maharashtra	13565	20313	50%
2	Gujarat	6382	9321	46%
3	Karnataka	5754	9232	60%
4	Tamil Nadu	5592	7910	41%
5	Uttar Pradesh	4710	6670	42%
6	Haryana	4663	6663	43%
7	West Bengal	3590	4896	36%
8	Delhi	2771	4113	48%
9	Telangana	2984	3982	33%
10	Odisha	3197	3956	24%
11	Rajasthan	2464	3789	54%
12	Andhra Pradesh	2074	3047	47%
13	Madhya Pradesh	1928	2746	42%
14	Chattisgarh	2026	2627	30%
15	Jharkhand	2013	2468	23%
16	Kerala	1147	2064	80%
17	Punjab	1266	1833	45%

18	Uttarakhand	893	1309	46%
19	Bihar	849	1178	39%
20	Assam	770	1062	38%
21	Himachal Pradesh	540	741	37%
22	Goa	229	461	101%
23	Jammu and Kashmir	232	372	60%
24	Dadra and Nagar Haveli	228	300	31%
25	Sikkim	250	279	12%
26	Other Territory	121	185	52%
27	Puducherry	123	181	47%
28	Meghalaya	124	174	40%
29	Chandigarh	130	167	29%
30	Center Jurisdiction	141	140	0%
31	Arunachal Pradesh	36	82	124%
32	Tripura	39	65	67%
33	Nagaland	29	49	67%
34	Manipur	22	47	120%
35	Mizoram	15	25	70%
36	Andaman and Nicobar Islands	48	24	-50%
37	Ladakh	5	12	134%
38	Lakshadweep	0	1	148%
39	Daman and Diu	0	1	153%
	Grand Total	70951	102485	44%

(Source: Ministry of Finance)

3.3 Export basket of Madhya Pradesh

Table: Top 10 products, exported from Madhya Pradesh in 2021-22

2-digit HS Code

Sr No	Hs Code	Commodity Description	FY 21-22 In Rs Cr
1	30	Pharmaceutical products	10782
2	52	Cotton	8693
3	63	Other made up textile articles; sets; worn textile articles	4495
4	76	Aluminium & articles thereof	4330
5	84	Machinery and mechanical appliances	3877
6	29	Organic chemicals	3763
7	23	Residues and waste from the food industries; prepared anima	3024
8	10	Cereals	2317
9	85	Electrical machinery & equipment & parts thereof; sound &	2040
10	39	Plastics and articles thereof	2020

Table: Top 10 products, exported from Madhya Pradesh in 2021-22

4-digit HS Code

Sr No	Hs Code	Commodity Description	FY 21-22 In Rs Cr
1	3004	Medicaments	10511
2	5205	Cotton Yarn	4521
3	7601	Unwrought aluminium	4125

4	5201	Cotton, not carded or combed	2734
5	2304	Oil-cake and other solid residues	2603
6	6302	Bed linen, table linen, toilet linen and kitchen linen	2415
7	6305	Sacks and bags, of a kind used for the packing of goods	1858
8	1006	Rice	1664
9	8545	Carbon electrodes, Carbon brushes, lamp carbons etc	1371
10	3920	Other plates, sheets, film, foil and strip, of plastics	1268

Table: Top 10 products, exported from Madhya Pradesh in 2021-22
6-digit HS Code

Sr No	Hs Code	Commodity Description	FY 21-22 In Rs Cr
1	300490	Other medicine put up for retail sale	8780
2	760110	Aluminium-not alloyed	4038
3	520100	Cotton, not carded or combed	2734
4	230400	Oil-cake and solid residue	2603
5	630532	Flexible intermediate bulk containers of man made textile m	1829
6	100630	Semi/wholly milled rice w/n polished/glazed	1606
7	520524	Sngl yrn of cmbd fbrs measurng<192.31 but >=125 dctx(>52	1519
8	520523	Sngl yrn of cmbd fbrs measurng< 232.56 but >=192.31 dctx(1444
9	854511	Electrodes of a kind used for furnaces	1371
10	630260	Toilet linen and kitchen linen,of terry towelling/similar	1346

Table: Top 10 products, exported from Madhya Pradesh in 2021-22
8-digit HS Code

Sr No	Hs Code	Commodity Description	FY 21-22 In Rs Cr
1	30049099	Other medicine put up for retail sale n.e.s	6018
2	76011010	Aluminium ingots-not alloyed	4035
3	52010015	Indian cotton of staple length 28.5mm (1.4/32) and above	2531
4	63053200	Flexible intermediate bulk containers of man made textile	1829
5	52052410	Grey Cloth 2401	1516
6	52052310	Grey Cloth	1427
7	23040030	Meal of soyabean, solvent extracted (defatted) variety	1382
8	85451100	Electrodes of a kind used for furnaces	1371
9	63026090	Toilet linen and kitchen linen, of terry towelling or similar	1346
10	10063020	Basmati rice	1002

3.4 Export from India state wise 2021-22 vis-a-vis 2020-21 in Rs Cr

Sr No	States	FY 21-22 in Rs Cr	% Share FY 21-22	FY 20-21 in Rs Cr	% Share FY 20-21	Change from FY 20-21 to FY 20-21 in %
1	Gujarat	945796	30.06	448300	20.76	110.97

2	Maharashtra	545084	17.33	431533	19.99	26.31
3	Tamil Nadu	262323	8.34	193295	8.95	35.71
4	Karnataka	193064	6.14	112076	5.19	72.26
5	Uttar Pradesh	156897	4.99	121140	5.61	29.52
6	Andhra Pradesh	143843	4.57	124744	5.78	15.31
7	Haryana	115973	3.69	85731	3.97	35.27
8	West Bengal	103600	3.29	66248	3.07	56.38
9	Odisha	127232	4.04	75718	3.51	68.03
10	Unspecified	38022	1.21	95795	4.44	-60.31
11	Telangana	81971	2.61	64539	2.99	27.01
12	Rajasthan	72000	2.29	49231	2.28	46.25
13	Madhya Pradesh	58407	1.86	47959	2.22	21.78
14	Delhi	61612	1.96	56184	2.60	9.66
15	Punjab	52903	1.68	39231	1.82	34.85
16	Kerala	34158	1.09	29152	1.35	17.17
17	Dadra & Nagar Haveli	28595	0.91	19547	0.91	46.29
18	Chattisgarh	25241	0.80	17200	0.80	46.75
19	Bihar	17220	0.55	11191	0.52	53.87
20	Goa	18130	0.58	17094	0.79	6.06
21	Himachal Pradesh	16009	0.51	12314	0.57	30.02
22	Jharkhand	18247	0.58	12068	0.56	51.21
23	Uttaranchal	14414	0.46	15915	0.74	-9.43
24	Daman & Diu	5487	0.17	4600	0.21	19.26
25	Pondicherry	3667	0.12	3118	0.14	17.61
26	Assam	3358	0.11	3076	0.14	9.17
27	Jammu & Kashmir	1835	0.06	1180	0.05	55.52
28	Chandigarh	737	0.02	559	0.03	31.85
29	Sikkim	141	0.00	70	0.00	102.56
30	Arunachal Pradesh	13	0.00	4	0.00	242.74
31	Meghalaya	64	0.00	80	0.00	-19.26
32	Tripura	90	0.00	83	0.00	8.19
33	Andaman & Nicobar	9	0.00	14	0.00	-38.94
34	Nagaland	8	0.00	45	0.00	-81.06
35	Manipur	7	0.00	7	0.00	-0.82
36	Ladakh	0	0.00	0	0.00	0.00
37	Lakshadweep	1	0.00	1	0.00	0.57
38	Mizoram	29	0.00	5	0.00	467.30
39	India's Export	3146186	100.00	2159043	100.00	45.72



4. About the District

4.1. General Characteristic of the District

Barwani is a district in south-eastern part of Madhya Pradesh. Barwani is 168km from the Indore via NH 32. Town Barwani was the capital of old Barwani State before 1948. This small State was spared by British, Mughals and Marathas because of its rocky terrain and less productive soil. The Rana dynasty ruled the state throughout history. The history of this dynasty goes back to 13th century.

Town Barwani was also known as Badnagar and Siddha Nagar. The place is also famous for Chool Giri, Jain pilgrimage centre of Bawangaja. Barwani has a Historic Symbol which is known as TIR-GOLA. It is located at Khandwa-Baroda Road, in front of Sagar Vilas Palace and was built in the memory of late son of Raja Ranjit Singh.

The Barwani District is bordered by Hisar District on its north, some area of Jhunjhunu and Churu districts of Rajasthan on its west, Mahendergarh and Jhunjhunu districts on its south and District Rohtak to the east.

Different types of mineral resources such as kankar, saltpeter road metal are available in the district. There are about 110 queries of kankar and building stones in the district. There are about 270 stone crushing units mostly situated in kalyana and Tosham. These stone crushers are meeting the building material demand of the major area.

District at a glance

- Area: 784 Sq. Km.
- Language Spoken: Hindi, English, Bhil, Urdu, Khandeshi, Gujrati & Marathi.
- Villages: 715

There is no nearby ICDs in the district. Nearest available ICDs/Concor

- Icd 113 Concor Complex Sector Iii Pithampur Dhar

- M/S Pegasus Icd, Vill-Dhannad, Indore, Mp 453001
- Acc, Devi Ahilyabai Holkar Airport Indore Mp

Accessibility to Exporters:

By Rail: Barwani has Western Railway Reservation Counter (Ratlam Mandal) at Ambedkar Park on Rajghat Road. The nearest railway station is situated at Indore, which is one of the major commercial railway stations of western railway. Another nearer railway station is Khandwa, which is 180 km from Barwani. Khandwa is situated on Central Railway and it is connected with Barwani via State highway Number 26.

By Road: Barwani is fairly well connected to other parts of Madhya Pradesh and India with national and state highways. The city is connected to the Agra-Bombay NH-03 by Khandwa-Baroda SH-26 at the distance of 45 KM at Julwaniya. There are bus services to and from all major and minor cities near Barwani. The major cities are Indore, Khandwa, Ujjain, Dewas, Dhar, Ratlam, Khargone, Mumbai, Ahmedabad, and Baroda.

By Air: The nearest airport is Devi Ahilyabai Holkar Airport Indore, which is 150 KM from Barwani, provides connectivity to Mumbai, Delhi, Ahmedabad, Hyderabad, Kolkata, Bangalore, Pune, Raipur and Nagpur in India with major airlines operating on these routes. Jhabua is a district in the western part of the M.P.

4.1.1. District Domestic Product:

Table: District Domestic Product (DDP): The DDP has increased on y-o-y basis

Per Capita Income of District at constant (2011-12) prices (Rs Lakhs)						
2011-12	2012-13	2013-14	2014-15	2015-16	2016-17	2017-18
427029	438012	420748	552031	481599	556484	588770

Source: <http://des.mp.gov.in/Portals/0/Estimates>

4.1.2. Per Capita Income:

Table: Per Capita Income

Per Capita Income of District at constant (2011-12) prices (Rs Lakhs)						
2011-12	2012-13	2013-14	2014-15	2015-16	2016-17	2017-18
27624	27392	25927	33961	28942	33187	34552

Source: Reports published by Department of Planning, Economics & Statistics

Table: Sector wise contribution in Gross District Domestic Product

S. N.	Sector	Sector-Wise Gross Value Added at Constant (2011-12) Prices (Rs Lakh)						
		2011-12	2012-13	2013-14	2014-15	2015-16	2016-17	2017-18
1	Primary	192721	191519	159417	272673	175004	225521	230855
2	Secondary	74665	73040	74561	77141	88448	91076	98814
3	Tertiary	143577	156657	163947	173023	184982	200643	215718
Total GDVA at basic		410962	421216	397924	522837	448433	517240	545387

prices							
---------------	--	--	--	--	--	--	--

Source: Reports published by Department of Planning, Economics & Statistics

Table: Sub-Sector wise contribution in Gross District Domestic Product

S · N ·	Sector	Sector-Wise Gross Value Added at Constant (2011-12) Prices (Rs Lakh)						
		2011-12	2012-13	2013-14	2014-15	2015-16	2016-17	2017-18
1	Crops	155652	159847	119474	226140	122529	168519	167205
2	Livestock	15010	17509	20755	25936	31147	36850	42624
3	Forestry & logging	13921	13796	14032	18758	19318	19099	19024
4	Fishing & aquaculture	290	330	562	879	718	832	1813
5	Mining & quarrying	7847	37	4594	960	1292	221	190
7	Manufacturing	33951	34710	32980	33428	44213	44600	48262
8	Electricity, gas, water supply & other utility services	12840	12421	13515	15218	15495	16641	18422
9	Construction	27874	25909	28066	28495	28740	29835	32130
11	Trade, repair, hotels and restaurants	51920	57532	59719	62328	65800	74298	80995
12	Transport by other means and Storage	11821	12894	13181	14470	15456	16773	20224
13	Railways	19	25	26	26	31	31	33
14	Communication & services related to broadcasting	4948	5512	6544	7569	9047	8258	7928
15	Financial services	13266	14230	15416	15767	18000	17258	17439
16	Real estate, ownership of dwelling	23925	25674	27671	29510	30937	32883	35135
17	Public administration	15357	16490	17231	17561	18404	21032	22742
18	Other services	22320	24299	24159	25790	27308	30110	31223
Total GDVA at basic		410962	4212	39792	52283	448433	517240	

prices		16	4	7		545387
--------	--	----	---	---	--	--------

Source: Reports published by Department of Planning, Economics & Statistics

4.2. Industrial Scenario of the District

Table: Industrial Scenario of District, Indore (Madhya Pradesh)
Existing Status of Industrial Areas in the District

S. No.	Name of Ind. Area	Land acquired (In Acres)	Land developed (In Acres)	Prevailing Rate Per Sqm (In Rs.)	No of Plots/ Sheds	No of allotted Plots	No of Vacant Plots	No. of Units in Production
1	Industrial area Barwani							
2	Industrial area siwal nepanagar							

Source: DIC, Barwani (MP)

Table: Industry at a Glance

Sr no	Head	Unit	Particulars
1.	Registered industrial MSME unit		
2.	Registered medium & large unit		
3.	Employment in micro and small industries		
4.	Employment in large and medium industries		
5.	No. Of industrial area		
6.	Turnover of small scale ind.		
7.	Turnover of medium & large scale industries		

Source: DIC, Barwani (MP)

Table: Data of Small Enterprises as on 31.03.2022

S r N o	District	No. of Unit	Employment	Fixed Investment	Production
				(in Lakhs)	(in Lakhs)
1					

Source: DIC, Barwani (MP)

Table: District wise status of large medium industry as on 31.03.2019

S. no.	District	Units	Fixed capital investment (Rs. in lacs)	Working capital (Rs. in lacs)	Employment	Production (Rs. In lacs)
1						

Source: DIC, Barwani (MP))

Table: Details of existing micro & small enterprises and artisan units in the district

NIC CODE NO.	TYPE OF INDUSTRY	No. of UNITS	EMP Nos	INVESTMEN (Rs Lakh.)	Production s Lakh.)
15	Manufacturing of Food Products & Beverages				
16	Manufacturing of Tobacco Products				
17	Manufacturing of Textile				
18	Manufacturing of weaving apparel Dressing & Dyeing of Fur				
19	Manufacturing of tanning Dressing of Leather				
20	Manufacturing of Wood Products				
21	Manufacturing of Paper & Paper Products				
22	Publishing Printing				
23	Manufacturing of Coke, Refueled Petroleum Products & Nuclear Fuel				
24	Manufacturing of Chemical Products				
25	Manufacturing of Rubber & plastic Goods				
26	Manufacturing of other Non Metallic Mineral Products				
27	Manufacturing of Basic Metal				
28	Manufacturing of Fabricated Metal Products Except M/C Equipments				
29	Manufacturing of Machinery & Equipments				
30	Manufacturing of Office, Accounting & Computer				
31	Manufacturing of Electrical M/c				
32	Manufacturing of Radio TV equipments				
33	Manufacturing of Medical Precision watches & Clocks				
34	Manufacturing of Motor vehicles				
35	Manufacturing of other Transport Equipments				
36	Manufacturing of Furniture				
37	Recycling				
40	Electricity, Gas, Steam & Hot water -				
41	Collection of Information & Distribution Of Water				
50	Maintenance & Repair of Motor Cycle				
52	Maintenance & Repair of Personal House hold Goods				
60	Land Transport				
63	Supporting & Auxiliary Activities				
64	Post & Telecommunication				
71	Tenting & Transport Equipments				
72	Computer Related Activities				
74	Other Business				

85	Health & Social Work				
92	Recreation, Cultural & Sporting Activities				
93	Other Service Activities				
TOTAL					

Source: DIC, Barwani (MP)

4.3. Export from the District

Total exports from the district – INR 1806.74 Crore (FY 21-22) (Ministry of Commerce)

Table: Top 10 exportable commodities from the district in FY 21-22

SNo	ITCHS Code	Item Description	Value (INR) (Cr.)
1	52010015	Indian Cotton Of Staple Length 28.5Mm (1.4/32) And Above But Below 34.5Mm	15491985573
2	52010019	"Indian Cotton Of Staple Length 34.5Mm And Above (1.12/32)	481128646
3	29232010	Lecithins	473535336
4	52010014	Indn Cotn Of Stpl Lngth Ovr 24.5Mm(31/32)To 28Mm Excluding Bengal Deshi	408573393
5	17019990	Othr Refnd Sugar Includng Centrifugal Suger	283446445
6	52052210	Grey	221318646
7	52052310	Grey	170106705
8	52052690	Others	138449063

(Source: Ministry of Commerce)

4.4. Departments/Agencies for Industries and Export Promotion

S.No	Departments/Agencies	Address	Contact
1.	Directorate General of Foreign Trade RA Indore	Ground Floor, A-Wing, CGO Building, Residency Area, Indore Email ID: mishra.gk@nic.in	0731-2498382
2.	Directorate General of Foreign Trade RA Bhopal	3rd Floor, Nirman Sadan, 52-A, Arera Hills (Behind Govt. Press) Bhopal Email ID: bhopal-dgft@nic.in	0755-2553323
3.	MSME-DFO	10, Industrial Estate, Polo Ground, Indore Email ID: dcdi-indore@dcmsme.gov.in	0731-2420723
4.	Export Inspection Council of India	303, C.S Naydu Arcade, 10/2, Greater Kailash Road, Opp. Grotlo, Opposite Grotto, New Palasia, Indore Email ID: eia-indore@eicindia.gov.in	0731-2566057

5.	ECGC Limited, Indore	408, 4th Floor, City Center, 570, M G Road, Opp High Court, Indore Email ID: indore@ecgc.in	0731-2544215
6.	APEDA Regional office, Bhopal	Kisan Bhawan, 26, Arera Hills, Bhopal, Madhya Pradesh Email ID: apedabho@apeda.gov.in	0755-4700764
7.	FIEO, Indore	03, Gold Arcade, 3/1, New Palasia, Near Janjirwala Square, Indore Email ID: indore@fieo.org	0731-4282335 /336
8.	EEPC India	B-202 & 220, Aurus Chambers Annex "B", 2nd Floor, Behind Mahindra Tower, S.S. Amrutwar Marg, Worli Mumbai Email ID: eepcromum@eepcindia.net	022-42125555
9.	MP Industrial Development Corporation RO- Indore	1st Floor, Atulya IT Park, Khandwa Road, Indore Email ID: ed.roind@mpidc.co.in	0731-2972623
10.	District Trade & Industries Centre, Dewas	Collector Parisar, A.B Road, Dewas (M.P.) Email ID: gmidew@mp.nic.in	07272-254903

4.5. SWOT Analysis of the district

Strengths

- (1) As Barwani is 168 km from Indore and Indore represents largest economy in Central India with GDP standing at \$14 billion. It is a Commercial and Trading capital of the state with its history spanning over five centuries and significant footprints in commerce, finance, media, art, fashion, research, technology, education and entertainment.
- (2) As Barwani is very near of the Indore district and Indore has a diversified economy bases on well-established and successful network of mixed businesses around cotton textiles, Iron and steel, chemicals, pharmaceuticals, readymade garments, solvent plants and machinery.
- (3) Barwani has huge potential in handloom and agro sector.

Weakness

- (1) Challenges like logistical, labor constraints, skilling requirement, Trade finance other regulatory challenges, compliance capacities e.g. certification, testing, inspection, IPRs, awareness, and training about Trade documentation and requirements of important trade issues like tariff and non-tariff barriers.
- (2) R & D facilities are not adequate
- (3) Lack of testing facilities required
- (4) Lack of awareness about export potential of various products from the district.

(5) Marketing problems

Opportunities

- (1) Tremendous potential for enhanced opportunities in youth-oriented education, skill development and commercial avenues.
- (2) This region offers cheap land, labour and connectivity towards ports and the rest of India. New Delhi Mumbai expressway will open new opportunities of connectivity to north India

Threats

- (1) Delhi-Mumbai freight corridor and Ludhiana Dankuni freight corridor are not passing through this region of Madhya Pradesh
- (2) Nasik region in Maharashtra and Vadodara region of Gujarat impose serious competition in all fields to Indore region.
- (3) Financial Risk in Currency Exchange Rates.
- (4) Lack of policy or funding support from the State and District Administration.
- (5) Uncertainty regarding Global supply chain



6. Cotton

Cotton Intro-Cotton is a soft, fluffy staple fiber that grows in a boll, or protective case, around the seeds of the cotton plants of the genus *Gossypium* in the mallow family Malvaceae. The fiber is almost pure cellulose. Under natural conditions, the cotton bolls will increase the dispersal of the seeds. The plant is a shrub native to tropical and subtropical regions around the world, including the Americas, Africa, Egypt and India. The greatest diversity of wild cotton species is found in Mexico, followed by Australia and Africa. Cotton was independently domesticated in the Old and New Worlds. The fiber is most often spun into yarn or thread and used to make a soft, breathable textile. The use of cotton for fabric is known to date to prehistoric times; fragments of cotton fabric dated to the fifth millennium BC have been found in the Indus Valley Civilization, as well as fabric remnants dated back to 6000 BC in Peru. Although cultivated since antiquity, it was the invention of the cotton gin that lowered the cost of production that led to its widespread use, and it is the most widely used natural fiber cloth in clothing today.

Export Data
Table: Export from India
HS CODE 5201: Cotton Not Carded or Combed
Values in Rs. Cr.

S. No.	HS Code	Commodity	2020-2021	%Share	2021-2022	%Share
--------	---------	-----------	-----------	--------	-----------	--------

1	5201	Cotton,not carded or combed	13,096	0.60	19,835	0.63
India's Total Export			21,59,04,322		31,47,02,149	

(Source: Ministry of Commerce, India)

Table: Export from India – Top Country Wise
 HS CODE 5201: Cotton Not Carded or Combed

S.No	Country/ Region	Values in Rs. Cr.		
		2020-2021	2021-2022	%Growth
1	Bangladesh	5879	12228	108
2	China	4441	3433	-22
3	Viet Nam	1529	2192	43
4	Indonesia	622	1028	65
5	Oman	94	227	140
6	Thailand	101	191	88
7	UAE	52	162	307
8	Taiwan	23	73	215
9	Italy	58	47	-19
10	Portugal	5879	12228	108

(Source: Ministry of Commerce, India)

Table: Export from Madhya Pradesh
 Product: 5201: Cotton Not Carded or Combed

HS CODE	Commodity Description	April, 21 To March, 22 Value (INR) Cr.	April, 21 To March, 22 Value (Million US)
5201	Cotton,not carded or combed	2,734	36.7

(Source: DGCIS)

Table: World's Top Importers 2021
 HS CODE 5201: Cotton Not Carded or Combed

Rank	World's Top Importers	Value imported in 2021 (Million USD)
		World
1	Belgium	653
2	Netherlands	375
3	USA	280
4	Spain	278
5	Germany	229
6	Russian Federation	222
7	Italy	190
8	Viet Nam	134
9	France	117
10	Canada	103

(Source: Trade Map)

Table: World's Top Exporters 2021
 HS CODE 5201: Cotton Not Carded or Combed

Rank	World's Top Importers	Value exported in 2021 (Million USD)
	World	18129
1	USA	5713
2	Brazil	3405
3	India	2682
4	Australia	1500
5	Greece	804
6	Benin	625
7	Burkina	454
8	Turkiye	332
9	Cote D'voire	263
10	Egypt	219

(Source: Trade Map)

SWOT Analysis

Strength-

1. Cotton is a widely grown fibre with numerous uses and qualities which leads to a stable and huge demand in the global market.
2. Weakness:
3. Top exporters being USA and Italy, India has long way to climb the export ladder. The issues of quality, contamination and brand have to be taken care of to achieve in cotton exports.

Weakness:

1. Top exporters being USA and Italy, India has long way to climb the export ladder. The issues of quality, contamination and brand have to be taken care of to achieve in cotton export

Opportunities:

1. India is the top exporter in the world as far as cotton is concerned. While Burhanpur is contributing 4500 cr export for the product. India will remain at the top in next time to come.

Threats:

1. However, the progress in Vietnam for textile will create competition for Indian yarns in future. But there is always chance to make Vietnam and Bangladesh for our major buyers for yarns for their textile industry.



Cotton Yarn



7. Cotton Yarn

The spinning of cotton yarn is the initial stage of textile product processing. The process of producing yarns from the extracted fibres is called spinning. Process is The strands of cotton fibres are twisted together to form yarn. The yarn is placed on the rings of the spinning frame and is allowed to pass through several sets of rollers, which are rotating at a successively higher speed. The yarn is rolled by the rollers and wound up on the desired bobbins. This is the final stage of spinning the cotton yarn, in which drafting, twisting and winding of the yarn are all completed in one operation. The bobbins filled with yarn are then removed from ring frames and used for processing for bleaching, weaving, etc.

Export Data
 Table: Export from India
 HS CODE 5205: Cotton Yarn
 Values in Rs. Cr.

S. No.	HS Code	Commodity	2020-2021	%Share	2021-2022	%Share
1	5202	Cotton yarn 85% or more by cotton not put up for sale.	20,036	0.9280	38,827	1.2338
India's Total Export			21,59,04,322		31,47,02,149	

(Source: Ministry of Commerce, India)

Table: Export from India – Top Country Wise
 HS CODE 5205: Cotton Yarn

S.No.	Country / Region	Values in Rs. Cr.		
		2020-2021	2021-2022	%Growth
1	Bangladesh	4805	16186	236
2	China	4930	5762	16
3	Portugal	897	1835	104
4	Egypt	880	1666	89

5	Turkey	431	1438	233
6	Peru	1036	1432	38
7	Vietnam	1169	1388	18
8	Korea	701	1083	54
9	Shri Lanka	505	719	42
10	Colombia	458	670	46

(Source: Ministry of Commerce, India)

Table: Export from Madhya Pradesh
HS CODE 5205: Cotton Yarn

HS CODE	Commodity Description	April, 21 To March, 22 Value (INR) Cr.	April, 21 To March, 22 Value (Million US)
5202	Cotton yarn(other than swing third) 85% or more by of cotton.	4,521	60.6

(Source: DGCIS)

Table: world's Top Importers
HS CODE 5205: Cotton Yarn

Rank	World's Top Importers	Value imported in 2021 (Million USD)
		World
1	China	5633
2	Bangladesh	2197
3	Turkey	773
4	Korea	483
5	Portugal	481
6	Viet Nam	412
7	Russian	369
8	Italy	357
9	Peru	219
10	Guatemala	214

(Source: Trade Map)

Table: world's Top Exporters
HS CODE 5205: Cotton Yarn

Rank	World's Top Importers	Value exported in 2021 (Million USD)
		World
1	India	4696
2	Viet Nam	2931
3	Uzbekistan	1603
4	Pakistan	1160
5	USA	973

6	China	940
7	Turkey	772
8	Indonesia	558
9	Italy	186
10	Malaysia	178

(Source: Trade Map)

Swot Analysis

Strengths:-

1. Experienced promoters with over 30 years of experience in the industry Products are well accepted in the market both nationally & internationally. Strong Marketing network throughout the country.
2. Abundant Raw Material availability that helps industry to control costs and reduces the lead-time across the operation.
3. Availability of low cost and skilled manpower provides competitive advantage to industry.
4. Availability of large varieties of cotton fibre and has a fast growing synthetic fiber industry.
5. India has great advantage in Spinning Sector and has a presence in all process of operation and value chain.
6. India is one of the largest exporters of Yarn in international market and contributes around 25% share of the global trade in Cotton Yarn.

Weakness:-

1. The prices of raw materials and finished goods move in tandem with international prices, which, in turn, have positive correlation with the prices of petrochemical products.
2. Infrastructural Bottlenecks and Efficiency such as, Transaction Time at Ports and transportation Time.
3. Unfavorable labour Laws.
4. Lack of Trade Membership, which restrict to tap other potential market.
5. Lacking to generate Economies of Scale

Opportunity:

1. Large, Potential Domestic and International Market.
2. Elimination of Quota Restriction leads to greater Market Development.
3. Product development and Diversification to cater global needs.
4. Greater Investment and FDI opportunities are available.

Threat:

1. India has concluded / is in the process of concluding Free Trade Agreements (FTA) with a number of countries like Sri Lanka, Thailand, China, etc. This will lead to lower tariffs all round and may affect Indian textile units, including FIL.
2. Post WTO, when India would be exposed to international competition. FIL's position is expected to be vulnerable vis-à-vis those companies with global size and modern facilities.
3. Elimination of Quota system will lead to fluctuations in Export Demand.



8. Ginger

Ginger grows best in a sheltered location, filtered sunlight, warm weather, humidity, and rich, moist soil. Purchase rhizomes (ginger roots) that have 'eyes' (they look like tiny horns) and soak rhizomes overnight in cool water the night before planting. Plant in late winter or early spring in prepared soil. Plant 3 inches deep with eyes facing upwards. Each rhizome can be broken apart to create more plants as long as each piece has an eye. Space rhizomes 4 inches apart. Keep soil moist and mist plants with water during times of drought. As a rule, most species of ginger thrive in moist soil. Ginger grows slow and won't be ready to harvest until the end of summer. As the weather starts cooling down, your ginger will start to die back. Reduce the water, even let the ground dry out. This encourages the ginger to form rhizomes. Once all the leaves have died down, the ginger is ready for harvest.

Export Data
Table: Export from India
HS CODE 091011: Ginger geese
Values in Rs. Lakhs

S.No.	HS Code	Commodity	2020-2021	%Share	2021-2022	%Share
1	091011	Ginger: neither crushed nor ground	71,206	0.033	69,370	0.022
		India's Total Export	21,59,04,322		31,47,02,149	

(Source: Ministry of Commerce, India)

Table: Export from India – Top Country Wise
HS CODE 091011: Ginger geese

S.No.	Country / Region	Values in Rs. Lacs		
		2020-2021	2021-2022	%Growth
1.	Bangladesh	33866	28073	-17
2.	Morocco	13522	15471	14
3.	UAE	5638	6015	7
4.	USA	2437	2283	-6
5.	Egypt	655	2130	225
6.	Saudi Arab	1898	1161	-39

7.	Indonesia	2196	1069	-51
8.	Turkey	301	947	214
9.	Nepal	1193	865	-28
10.	China	90	727	706

(Source: Ministry of Commerce, India)

Table: Export from Madhya Pradesh
 HS CODE 091011: Ginger

HS CODE	Commodity Description	April, 21 To March, 22 Value (INR)	April, 21 To March, 22 Value (US\$)
091011	Ginger: Neither Crushed Nor Ground	38463445	518896

Table: world's Top Importers 2021
 HS CODE 091011 Ginger, neither crushed nor ground

Rank	World's Top Importers	Value imported in 2021 (USD thousand)
		World
1.	India	47112
2.	Russian Federation	33157
3.	Italy	27819
4.	Iran	22361
5.	Bulgaria	19743
6.	Morocco	15211
7.	Syrian Arab	5907
8.	Ukraine	5636
9.	Canada	4345
10.	Argentina	4335

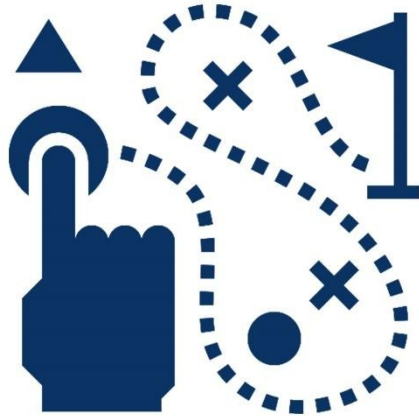
(Source: Trade Map)

Table: world's Top Exporters 2021
 HS CODE 091011 Ginger, neither crushed nor ground

Rank	World's Top Exporters	Value exported in 2021 (USD thousand)
		World
1.	China	536070
2.	Netherlands	145515
3.	India	109888
4.	Peru	83944
5.	Thailand	51177
6.	Brazil	49616

7.	Nigeria	28132
8.	Germany	13520
9.	Spain	11285
10.	USA	7785

(Source: Trade Map)



Action Plan



12. District Export Action Plan

Table: Export Issue-Intervention Matrix for the District

S.No.	Problems	Details	Proposed Intervention	Level of Intervention (Centre, State, District, DGFT RA)	Concerned Ministry & Department
1.	Administrative Support	<p>To promote setting up industrial units of products selected under DEH through PMEGP and other state level schemes.</p> <p>To promote setting up food processing and industrial units to promote manufacturing through PMEGP and other state level schemes with DIC-Indore</p> <p>DIC-Barwani will facilitate the units in getting important</p>	DIC- Barwani and DGFT RA to facilitate the units in getting benefits of the schemes and also in registration under GST and Import-Export Code	Centre, State and DGFT RA	Ministry of MSME, GoI and Department of MSME, GoMP

		registration in GST process and Import-Export Code			
2.	Branding	To create partnership with Indian Institute of packaging and capacity building workshops on branding strategy will be conducted with the units.	An agency may be appointed at district level which can extend support and provide ideas for the designing of the product as per global demand. Agency will also support in the preparation of attractive marketing content and logo etc.	Centre and State	Ministry of Commerce and Industries, GoI Above mentioned nodal officers of the selected products
3.	Awareness	1.Incentive Policies and Documentation 2.Customs procedures	Online workshops	Centre	DGFT RA and Customs Department
4.	Quality assurance & Certification	1. As per the product demand in international and domestic markets, need of quality certification will be analysed 2. Region-wise quality parameters will be assessed and information on these parameters will be provided to the Units 3. All necessary help will be provided to units to get the ISO and other certification with the	1.Department of MSME, GoMP can establish as per the need of stakeholders associated with the commodities. 2. After achieving the targets of midterm strategy and assessment of quality parameters, it will be ensured to set up a testing facility and provide certification to the units.	State and Centre	Ministry of MSME, GoI and Department of MSME, GoMP

help of experts.

5.	Credit Support	<p>1. Information Dissemination about existing financial schemes which the MSMEs, exporters and other relevant stakeholders can avail.</p>	<p>DIC-Barwani and DGFT RA to facilitate the units in getting benefits of the schemes and also in registration under GST and Import-Export Code</p>	<p>Centre, State and DGFT RA</p>	<p>Ministry of MSME, GoI and Department of MSME, GoMP</p>
		<p>Support smaller units in establishing their business through financial assistance of different schemes</p>			
		<p>2. ECGC department to provide support to existing exporters and should create awareness about their credit linkage initiatives.</p>	<p>DGFT RA along with ECGC should organise export awareness workshop on quarterly basis.</p>	<p>Centre DGFT RA and ECGC</p>	<p>ECGC Government of India Undertaking</p>
6.	Common Facilitation Centre	<p>1) Common Facilitation is not available in Indore. Need assessment of cluster development in the district.</p>	<p>Common Facility Centre should be created for exports. Need to strengthen the existing cluster.</p>	<p>State and Centre</p>	<p>Ministry of MSME</p>
		<p>2) Information sharing system (including exporters) should be developed in the district.</p>	<p>DTIC and DGFT RA can be the nodal</p>		

7.	Logistics	<p>1. There is a logistic issue of delayed consignment as part load consignments are not accepted by CONCOR. The exporters have to wait much for full container load at ICD Pitampura. There is a Request for having ICD at Sehore.</p>	<p>department for this initiative.</p> <ul style="list-style-type: none"> ● We will partner with logistics and supply chain partners. Currently, MPIDC has an MoU with eBay India and Flipkart Group to market the product international and domestic markets respectively. ● Train Service to Mundra Port is required since fuel is very expensive. To initiate train service from ICD Dhannad to Mundra Port (CONCOR) <p>Part load not accepted at ICD Dhannad. Weekly loading can be planned at ICD Dhanna</p>	Centre	Railway Department (CONCOR)
8.	Marketing support	<p>Support can be provided by MSME for participation in international trade fairs and exhibition/Customer visit.</p>	<p>Organising more buyer-seller meets will be easiest 2-way communication for marketing of the products.</p>	State/Centre	Ministry of MSME of Commerce and Industries, Gol

		To analyse the distribution channels associated to the product categories and	Necessary support will be provided to units to adopt E-commerce platform for the marketing of the product.	
		Identification of new markets for the selected products		
9.	Regulatory	Efforts are being made to ensure that units can get all the clearances on time.	Will make aware of all units about rules and regulations related to exports. An assistance will be provided to units to get the required clearances and permissions.	Centre and State
		DEPC will create Single window system at the district level		
10.	Training	Export workshops programs will be designed to help export ready companies seize opportunities, navigate the complex landscape of international business, and jump start their export sales	Government can organize the district training camps to generate skilled manpower. Training on: <ul style="list-style-type: none"> ● Export tariffs, taxes, and customs procedures; ● Commercial standards, regulations and practices; ● Distribution channels, business travel, and other market information; ● Identification of opportunities and 	DGFT RA and District Administration

- | | | |
|------------------|--|---|
| 11. Supply Chain | The available local transporters will be the logistics partner with the charges fixed by companies and Govt. officials viz are ware house corporation agriculture produce marketing board etc. | <p>best prospects</p> <p>We will partner with logistics and supply chain partners. Currently, we have an MoU with eBay India and Flipkart Group to market the product international and domestic markets respectively</p> |
|------------------|--|---|



13. Target Till 2026

Without target, policy, projection and data analysis would be futile. This report envisages all round development of Exports from the district and targeting doubling of exports till 2026.

13.1. Reasons for doubling the export figures as a target

13.1.1. Government Policies

There has been a paradigm shift in the government policies in relation to exports. Earlier, the focus was sector wise or region wise. However, deepening of the focus and the new vision to prepare districts as export hubs would lead to double the exports and achieving the said target.

Ministry of Commerce through DGFT is engaging with State and Central government agencies to promote the initiative of Districts as Export Hubs. The objective is to convert

each District of the country into an Export Hub by identifying products with export potential in the district, addressing bottlenecks for exporting these products, supporting local exporters/manufacturers to scale up manufacturing and find potential buyers outside India with the aim of promoting exports, promoting manufacturing & services industry in the District and generate employment in the District.

13.1.2. Market improvement after corona period

One thing is evident that markets have recovered well after the onslaught observed in the months of February and March of 2020. As markets fell following the global lockdown, equities indices experienced historic drops around the world.

Soon, the flattening of the curve and hopes of vaccine development gave a glimmer of hope of improvement in the overall economic activity at the global level. Gradual upliftment of lockdown restrictions further provided the scope of the revival of business activities.

Based on COVID-19 trajectory and geography specific characteristics, various recovery scenarios can be projected. We are seeing some signs of recovery with global market indices clawing back close to pre-crisis levels, positive net fund flows, and improved transactional market-making activities in Q2'20.

13.1.3. Price rise in commodities

As the economic activities all over the world are gearing up, the production and demand for such commodities have risen. As the Indian economy started its unlocking phase, it saw a pent-up demand for commodities, driving prices further.

The pandemic has the potential to affect commodity demand and supply for an extended period, the analysis finds.


13.1.4. Negative impact on Chinese products

Unlike the financial crisis which stifled global demand for traded products, the pandemic triggers a 'triple effect' on trade through the following three channels: Disruption of domestic supply, Reduction in global demand and Contagion effect spread through disrupted global value chains (GVCs).

Traditional manufacturers of hosiery, auto parts, hand tools and machine makers see huge demand from USA and Western Countries who want to see alternatives of Chinese supply.

13.2. Whether we can achieve target!

Yes, with the joint efforts of entrepreneurs, exporters, governments and their departments and other bodies and associations, we can achieve the target.



Proposed Schemes



14. Proposed Schemes to achieve Action Plan

This chapter contains proposed schemes for Madhya Pradesh for promotion of exports in the region. These proposed schemes are suggested after analysing export data, export scenario, consultations with all stakeholders and understanding of WTO guidelines.

14.1. Proposed scheme – 1: Export oriented infrastructure development scheme

Objective-

To develop infrastructure in a district which can visibly and directly boost export of that region.

Nature of rewards-

To fund Rs 5 Cr in a year may be spent in each district of India on infrastructure which can visibly and directly boost exports of that district.

The fund shall be spent on following infrastructure projects:

Sr No	Type
1	Road
2	Rail and related facilities
3	Seaport and related facilities
4	Airport and related facilities
5	Pipeline (Water, Gas, Liquid, Chemical)
6	Pollution Control Plants
7	Electricity Production and Distribution
8	Development of industrial Parks
9	Water treatment plants
10	Warehouse, Logistic Park, Selling Centre
11	Inland Container Depot – ICD
12	Processing Units
13	Exhibition Centre
14	Training Facility
15	Testing Labs
16	R&D Centre

17	Small Housing Facilities for Labors
18	Geographical Indication (GI) Registration
19	Marketing Product
20	Common Facility Centre

Who can apply? -

(1) SPV (Special Purpose Vehicle) created by group of exporters having minimum 20 exporters of the region. SPV shall be registered under Section 8 of Company Act as Non-Profit Organization, members of SPV shall have continuous export performance in last three years or

(2) Chamber of Commerce having at least 500 members from Madhya Pradesh before three financial years or

(3) Centre Government Department, PSU, Board, Corporation, Directorate or

(4) State Government Department, PSU, Board, Corporation, Directorate

Title and ownership-

Title and Ownership will be in the hand of the applicant.

Land purchase-

Land may be purchased or taken on long lease for not less than 30 years in the name of the applicant. Expenses related to Land and Lease shall be borne by the applicant.

Fund allocation-

The Government grant will be restricted to 80% of the cost of Project of maximum Rs.5 cr crore. The government grant will be 90% for CFCs for the applicant with more than 50% (a) micro/ village or (b) women owned or (c) SC/ST units. The cost of Project includes cost of building, pre-operative expenses, preliminary expenses, machinery & equipment, miscellaneous fixed assets, support infrastructure such as water supply, electricity and margin money for working capital.

Procedure-

The application shall be made to Regional Office of Directorate General of Foreign Trade, Ministry of Commerce as co-chair District Level Export Promotion Committee (DEPC) of the concerned district. Regional Office of DGFT may scrutinize the applications, verify the claims, identify requirements, study Project Report, and calculate viability of the project and projection thereof. This regional office then recommends DEC about the project.

District Level Export Promotion Committee headed by District Collector has power to decide on which mode, which type, in which place and on which price the above infrastructure can be developed on the recommendation of Regional Office of Directorate General of Foreign Trade, Ministry of Commerce.

DEPC then puts the project before **State Level Export Promotion Committee (SEPC) headed by Chief Secretary**. SEPC may study and scrutinize the project and may approve the project.

Chairman (Deputy Commissioner) and Co-Chair (Regional office of DGFT) shall strictly vigil on expense of funds and relation with exports. The committee shall monitor infrastructure progress development under this scheme on periodical basis. Export shall be boosted with infrastructure improvement under this scheme and direct relationship with exports must be established.

Fund estimate-

There is a requirement of INR 5 Cr/Annum for improvement of export infrastructure in the district.

Benefits-

It slowly, but in solid way, can create export infrastructure in all parts of Madhya Pradesh. Fund is small but it impacts.

14.2. Proposed scheme – 2: Madhya Pradesh Trade Policy

Objective-

To promote export ecosystem in the State, Government has introduced a comprehensive Trade Policy with the following objectives:

- (i) To quadruple the export from the state within next five years;
- (ii) To double the number of exporters from the state within next five years;
- (iii) To develop and maintain access to strategic foreign markets for goods and services from Madhya Pradesh and manage key trading relationships while diversifying new and existing opportunities.
- (iv) To achieve export growth in leading export related district, with significant growth in exports of identified products/services from each district.
- (v) To achieve synergy by integrating flagship programmes and activities of the line departments of Government of Madhya Pradesh (GoMP) & Government of India (GoI).

Nature of rewards:

MP Export Facilitation Fund (MPEFF)

International Market Development Assistance (IMDA)

MP Freight Subsidy (MPFS)

MP Export Skill Development Support (MPESDS)

MP E-Commerce Subsidy (E-COMS)

14.3. Proposed scheme –3: Madhya Pradesh Trade Promotion Council

The Madhya Pradesh Trade Promotion Council will work for the overall development of all manufacturing, service and business sectors right from entrepreneurship development, export infrastructure development and export ecosystem development in the state and outside. The MPTPC shall coordinate with all the stakeholders in the value chain and whole process of exports to establish and enhance contacts within and outside India for better business growth.

Governance Structure

The Council will comprise of a Governing Body, Executive Committee, Panel Committees which would comprise of Registered Members.

The functionaries of the Governing Body will work towards strategizing and executing the agenda of the Council.

A. Governing Body:

- I. Chairman – Honourable Chief Minister, Government of Madhya Pradesh
- II. Members of Governing Body: As mentioned in the Order No.: F 19-20/2022/1/4 dated 03/03/2022
- III. Elected Conveners of below mentioned panel committees:
 - A) Agriculture & Food Processing
 - B) Pharmaceutical
 - C) Textile & Garments
 - D) Automobile & Engineering
 - E) IT and other sector
- IV. Member Secretary: Principal Secretary, Department of Industrial Policy and Investment Promotion, Government of Madhya Pradesh

B. Executive Committee:

- I. Chairman – Chief Secretary, Government of Madhya Pradesh
- II. Members of Executive Committee: As mentioned in the Order No.: F19-20/2022/1/4 dated 24/03/2022
- III. Member Secretary: State Export Commissioner (Managing Director, M.P. Industrial Development Corporation Limited), Government of Madhya Pradesh
- IV. Establishment of Directorate of Trade

Sectoral Panel Committees: The Panel Committees will be the forum for member exporters to provide expert views on specific sectors to the Governing Body for consideration and prioritization. The Panel Committee will comprise of a Convener (Representative of the committee in Governing Board) and 6 sectoral industrial representatives in the respective committees.

14.4. Proposed scheme –5: Export Promotion and State Duties & Taxes Remission

Objective-

Objective of the scheme is to remit taxes and duties paid to the state which are not remitted in any other scheme i.e., stamp duty.

Nature of rewards-

Exporters shall have fulfilled ten times of exports against stamp duty paid at the time of sale deed registration or lease deed registration within six years of stamp duty paid date.

Monetary benefits shall be directly transferred to the account of the exporters in cash.

Procedure-

The applicant shall submit forms with copy of Shipping Bills, electronic Bank Realization Certificates (eBRCs) and Export Invoices with GST details to Regional Office of Directorate General of Foreign Trade, Ministry of Commerce as the member of District and State Level Export Promotion Committee. Exporter name mentioned in Shipping Bill is entitled for application. The office may scrutinize the applications, verify the claims, identify requirements, study the product and calculate viability of the product and projection thereof. The regional office then recommends Directorate of Industries, Government of Madhya Pradesh whether the application is fit for acceptance. Directorate would then accept the request and disburse the fund.



Conclusion



15. Salient Features and Conclusion

This is the first ever mammoth exercises done by Government of Madhya Pradesh with Office of the Joint Director General of Foreign Trade Bhopal where all Exporters, Entrepreneurs, Chambers of Commerce, Export Promotion Councils come together for export promotion.

15.1. Vision of Hon'ble Prime Minister

In order to implement the vision of Shri Narendra Modi, the Prime Minister of India, to convert each district into an export hub, the Finance Minister in her Budget 2020-21 speech, said that each district should develop as an export hub. She further said that efforts of the Centre and State Governments are being synergized and institutional mechanisms are being created.

The Ministry of Commerce and Industry through Directorate General of Foreign Trade (DGFT) has been engaging with States/ UTs to initiate preparation and implementation of a District Export Plan (DEP) specific to each district in every State/ UT through an institutional structure at the district level. The institutional structure set up at the district level for implementation of the District Export Plan will be headed by the Chief/ District Development Officer with other relevant District Level Officers as members.

15.2. Changing priority of central government

Even before the pandemic, the economy was already slowing down, with deficiencies evident in both consumption and investment demand. Unlike some other countries,

consumption and investment have been the main drivers of growth in India in recent times. Though export contributed to earlier versions of India's growth story, in the immediate aftermath of the pandemic, its efficacy to boost growth needs to be closely observed.

Despite repeated attempts to bolster manufacturing, the sector failed to grow, leaving services to step up. Eventually, lack of demand hit all segments irrespective of their economic nature. The pandemic, as an external shock, has finally contracted the economy.

It is a widely held view that every crisis also presents an opportunity. Given the prevalence of inequality in Indian economy, the implementation of a fiscal stimulus across sectors will not only lift the economy out of the woods but also address some of the existing distortions in income and wealth distribution.

Sector and area wise approaches and incentivization was the earlier focus of the government and the focus has been shifted to the grass root level to the districts in the states to promote them as export drivers.

15.3. Changing priority of the state government

No priority on exports was given in the previous era and export as a driver of growth of the economy has been highlighted and utilized at present.

DEPC and SEPC are example of co-operative federalism.

15.4. Target: 5 trillion-dollar economy

The government is sticking to the target of becoming a USD 5 trillion economy by 2024-25 and emphasis on infrastructure sector and other initiatives taken in Budget 2021-22 are aimed at achieving the goal.

Presently, India is the fifth largest economy in the world with GDP of around US\$ 3 trillion in 2019-20. If the US\$ 5 trillion target is translated into reality, the country will leave behind Germany to become world's fourth largest economy in 2024-25, only behind US, China and Japan.

15.5. Future: every district will be an export hub

Department of Industries & Commerce, through DGFT is engaging with State and Central government agencies to promote the initiative of Districts as Export Hubs. The objective is to convert each District of the country into an Export Hub by identifying products with export potential in the District, addressing bottlenecks for exporting these products, supporting local exporters/manufacturers to scale up manufacturing and finding potential buyers outside India with the aim of promoting exports, manufacturing & services industry in the district and generate employment in the district.